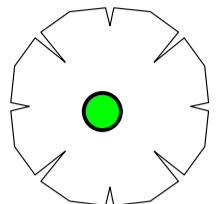
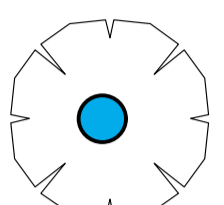
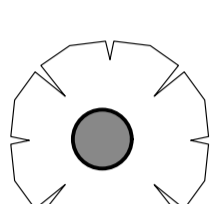
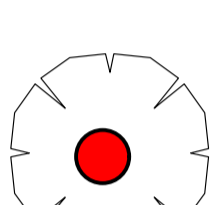
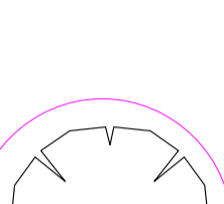
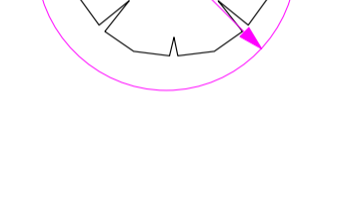




**KEY**

- GOOD TREES A 
- MODERATE TREES B 
- POOR TREES C 
- DEAD/WEAK TREES TO REMOVE U 
- TREE ROOT PROTECTION AREA (RPA) 
- INDICATIVE TREE PROTECTION BS5837.2012 - p21 fig 3 - 2.1m Heras mesh fencing on rigid stabilised strut 
- TEMPORARY SPECIAL GROUND PROTECTION - contractors pedestrian access - to det construction eng layout approved AMS - planning condition (Side butted scaffold boards on compressible layer/ platform above ditch - see diagram - max 2m width) 
- PROPOSED DWELLING indicative single storey roof plan 



**DRAFFIN ASSOCIATES**  
 Landscape, Environmental & Urban Design Consultants  
 The Studio, Gables, Lower Walsingham Road, Crowthorne, Belper, DE9 6DB  
 Tel: 01434 750011 Email: info@draffin.co.uk www.draffin.co.uk  
 © Copyright Draffin Associates

Mr B Adolph

land at Blackthorne Cottage  
 Chawridge Lane Winkfield SL4 4QR

Indicative Tree Protection (TPP)  
 overlay on DLS topo survey 11/20  
 + JPA Architects replacement dwelling layout  
 dwg no. 2303\_P\_101 - 3/23

Scale: 1:200@A3	Date: 4/23	Drawn: Prelim
Job no: 872	Drawing no: 872/01	Revision: A

REV A 9/23 revised bdp/garage layout - tree ptrn adjusted