

# GSE IN-ROOF SYSTEM™

BIPV system for traditional photovoltaic panels

**Simple, Quick, Aesthetic,  
Lightweight, Waterproof  
and Cost-Competitive**

2022  
RANGE



MADE IN FRANCE

[www.gseintegration.com](http://www.gseintegration.com)

# The GSE IN-ROOF SYSTEM™ range is expanding

## MODULES UP TO 400 Wp 2012 AND 2020 RANGE

## MODULES UP TO 450 Wp 2022 RANGE

ALSO COMPATIBLE WITH PREVIOUS TECHNOLOGIES (BEFORE 2020)

### PORTRAIT:




19 available references\*

Module length: 1535 to 1780 mm

Module width: 803 to 1055 mm

### LANDSCAPE:



21 available references\*

Module length: 1554 to 1740 mm

Module width: 768 to 1120 mm

### PORTRAIT:



19 available references\*

Module length: 1610 to 1990 mm

Module width: 990 to 1160 mm

### LANDSCAPE:

Landscape format plates will be available in summer 2022

\* Detailed list available on our website: [www.gseintegration.com](http://www.gseintegration.com)


## BENEFITS

- Economic: the most competitive system for roof renovations and new constructions
- Easy to install: 10 to 16 panels installed in 6 hours
- Flexible: achieve any desired configuration type (U-Shape, pyramid, etc...)
- Lightweight and space-saving: 50 plates per pallet
- Optimised for roof renovation (re-roofing) and New Builds.

## PRODUCT CERTIFIED IN MANY COUNTRIES

- Fire resistance
- Completely waterproof: ensures complete watertightness of the PV system and the roof
- Optimal ventilation
- Impact resistance
- Very high mechanical resistance:
  - Downward pressure: 5400 Pa (IEC 61215)
  - Upward pressure: up to 5500 Pa (NF EN 12179)

## TECHNICAL SPECIFICATIONS



All types  
Roof covering



Slope  
12 to 60°



Weight  
2.8 to 3.7 kg/m<sup>2</sup>



Temperature range  
-30°C to 100°C



Material  
PP - Aluminium - Stainless steel  
(100% Recyclable)

**NEW:** EVEN EASIER TO INSTALL

Integration of new module generations. Up to 150 mm of inter-module gap adjustment possible

Pre-drilled fixing points












Simplified clamps installation: position indication

Optimised cable management. Cable slots designed for all junction boxes



LIABILITY INSURANCE BACKED BY **CHUBB®**

## CERTIFICATIONS

-   ■ Universel kit: ALPES CONTROLE: ETN A27T2109 Many modules approved (list available on our website)
-   ■ Specific kits : CCFAT-CSTB : ATEC N°21/16-57 V4 - "In Roof System" V. TS-2 : flat tiles, "In Roof System" V. A-2 : slate, "In Roof System" V. TN-1 : flat roof tiles
-   ■ BBA : MCS 012 certifiec no. "MCS BBA 0156" - compatible with more than 30 PV panels - maximum wind load: 2.71 kN/m<sup>2</sup>
-   ■ System Performance Assessment (certification in progress)
-  ■ DIBt :DIBt : Allgemeine bauaufsichtlichen Zulassung no. Z-14.4-817 (certification in progress)

## FIRE TESTS EXPOSURE

- BRoof T1   
- BRoof T2    
- BRoof T3 
- BRoof T4 

# GSE Intégration

## OUR TIME-SAVING TOOLS

### CALCULATOR

Allows you to find out which GSE IN-ROOF SYSTEM plate is compatible with your panel and to determine the overall size of the final PV field in just a few clicks.

### CONFIGURATOR

Allows you to establish a list of materials needed for your GSE IN-ROOF SYSTEM installation.

### INSTALLATION MANUALS AND GUIDES

Find these tools here:



A DEDICATED CONTACT PERSON FOR EACH REQUEST

A battening plan or a technical question? [technical.support@gseintegration.fr](mailto:technical.support@gseintegration.fr)

Any other request? [contact@gseintegration.fr](mailto:contact@gseintegration.fr)