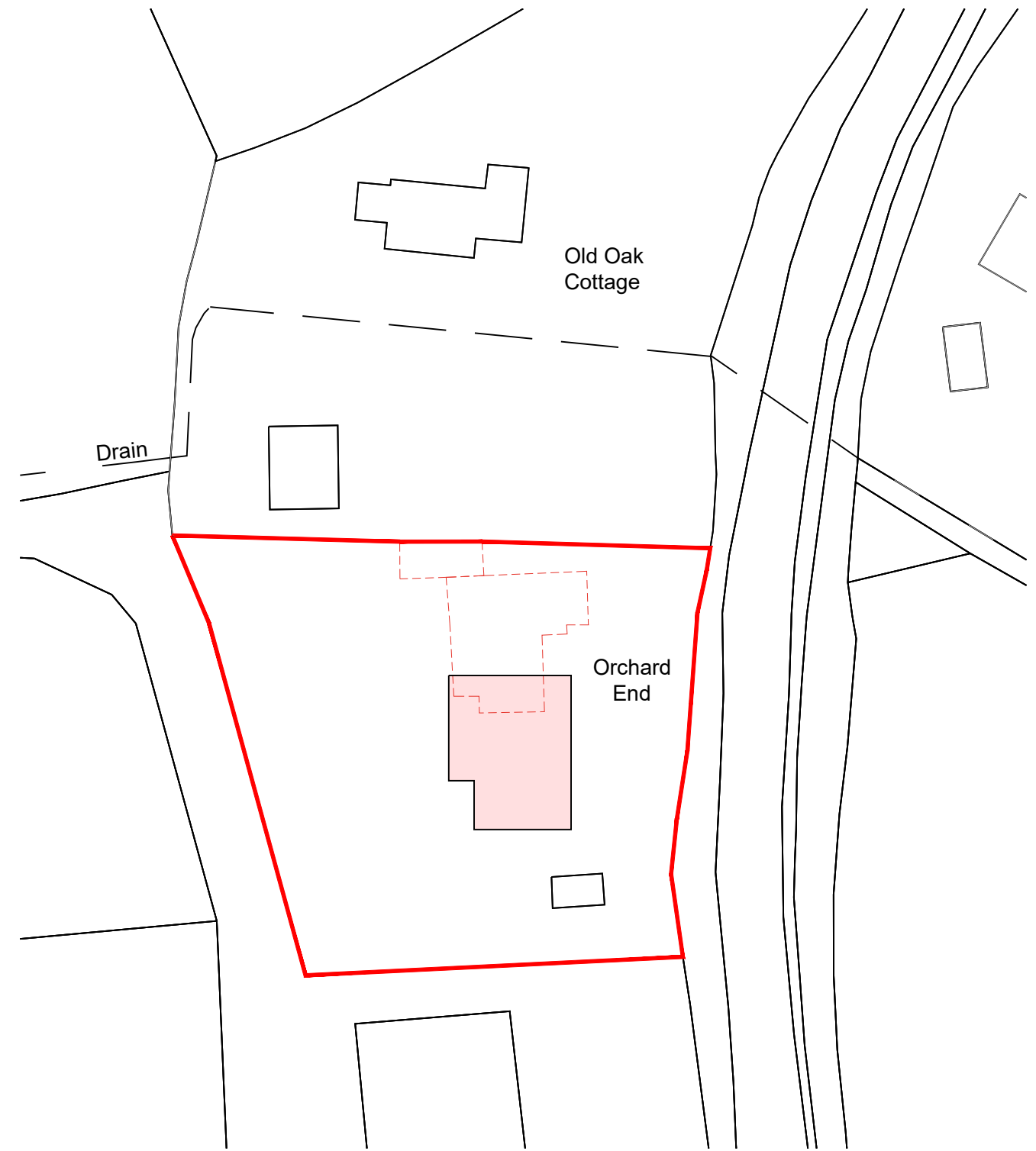
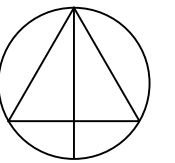
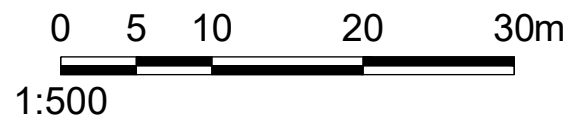


Existing Block Plan - 1:500



Proposed Block Plan - 1:500



Do not Scale. Use figured dimensions only. Subject to site survey and all necessary consents. All dimensions to be checked by user and any discrepancies, errors or omissions to be reported to the Architect before work commences. This drawing is to be read in conjunction with all other relevant materials.

Cookham Design Partnership Ltd. info@cookhamdesign.com
 DESIGN + BUILD www.cookhamdesign.com
 Tavistock House, Waltham Road, White Waltham 01628 882140
 Maidenhead SL6 3NH

PROJECT
**Orchard End, Sill Bridge Lane,
 Waltham, St Lawrence RG10 0NT**

CLIENT
Mr & Mrs Wilson

Drawing
Existing & Proposed Block Plan

REV Date
05-2023

Job Code:
2157-SOW

Scale (@ A3)
1:500

PL-01

