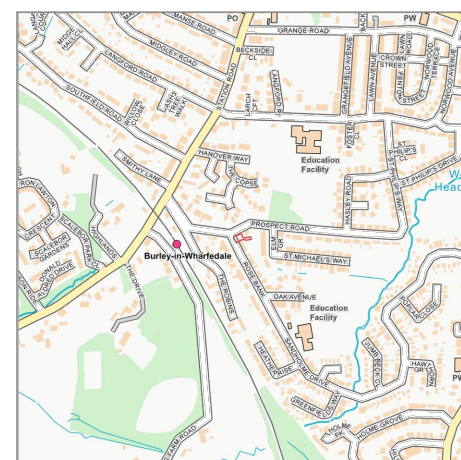
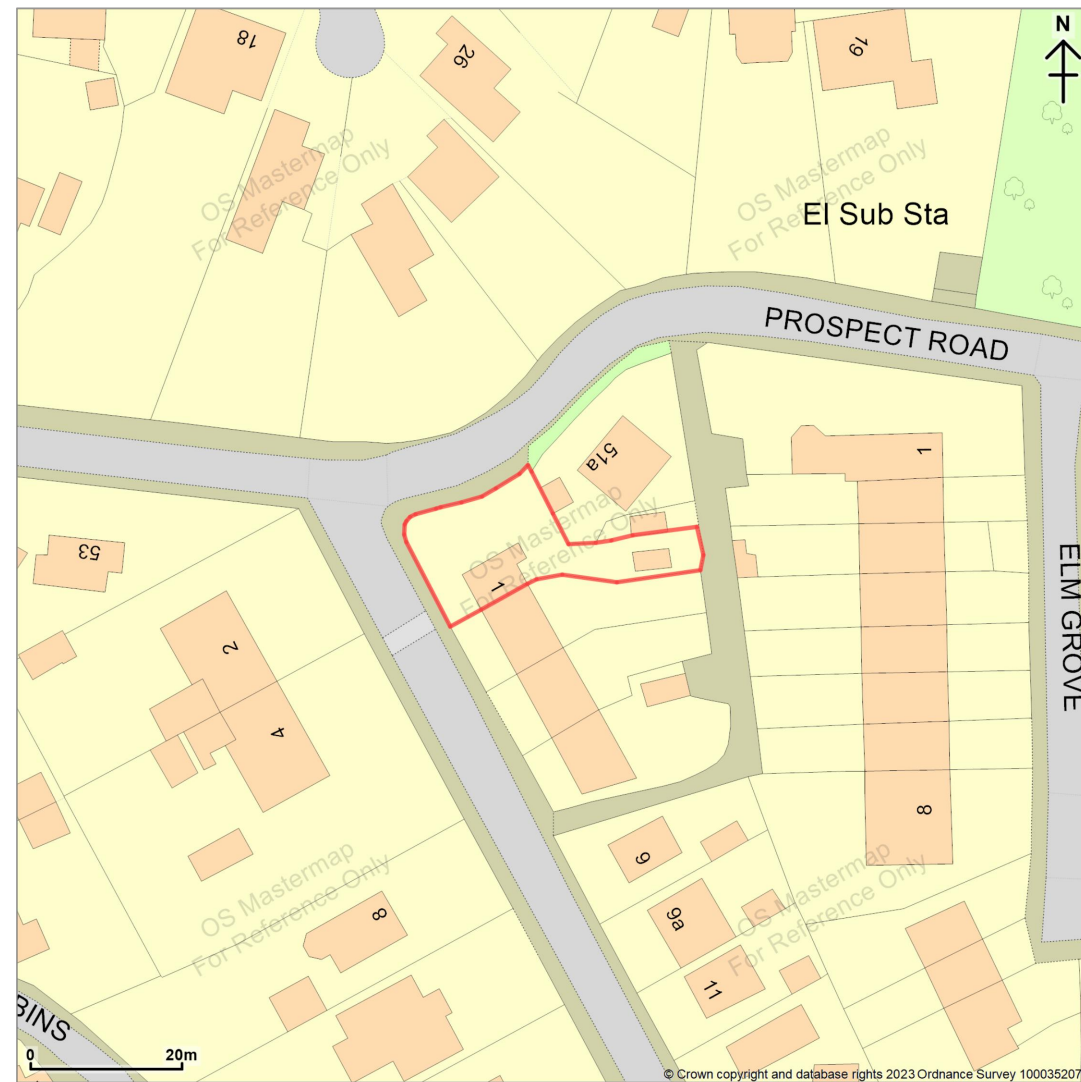


# Property Location Plan



Centre Location: **416451, 445811**

Address: **1, ROSE BANK, BURLEY IN WHARFEDALE, ILKLEY, LS29 7PQ**

Date: **07 July 2023**

Reference: **2509117**

Groundsure Ltd, Nile House, Nile Street, Brighton, BN1 1HW. 01273 257 755 info@groundsure.com

Contractor must verify all dimensions on site before commencing any work or shop drawings. If this drawing exceeds the quantities taken in any way the Architects are to be informed before the work is initiated.

Only figured dimensions to be taken from this drawing. Do not scale off this drawing.


Drawings based on Ordnance Survey and / or existing record drawings - design and drawing content subject to Site Survey, Structural Survey, Site Investigations, Planning and Statutory Requirements and Approvals.

Authorised reproduction from Ordnance Survey Map with permission of the Controller of Her Majesty's Stationery Office. Crown Copyright reserved. SB Architecture Studio Copyright.

SB Architecture Ltd have not surveyed woodwork or other parts of the structure which are covered, unexposed or inaccessible. Therefore SB Architecture Studio Ltd are unable to report that such parts of the property are free from defect.

Notes

A	Planning	21.10.23



1:1000

1:1000 @ A3

Scale North

21.10.23 A

Date Revision

1 Rose Bank

Burley in Wharfedale

Project Name

Location Plan

Drawing Title

20.000 23.011

Drawing Number Job Number

PLANNING

Drawing Status