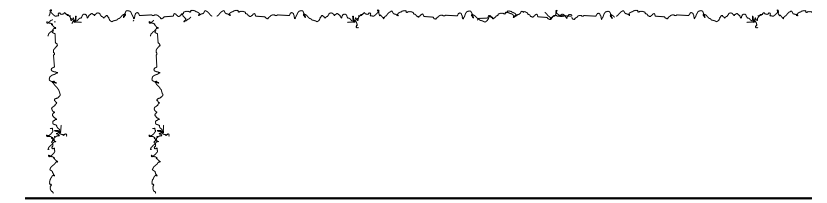



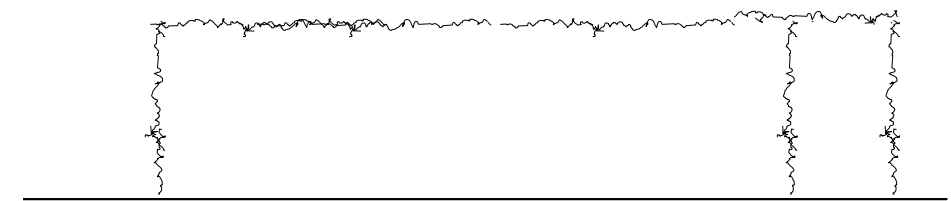
West Elevation



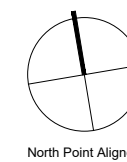
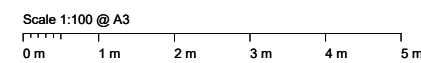
North Elevation



East Elevation



South Elevation



Notes/
Report all errors and omissions to the architect.
Dimensions to be checked on site prior to fabrication.
~~No dimensions to be scaled from this drawing.~~

© Copyright		Rev	Description	Date	Initials
 Unit 2 5 Drysdale Street London N1 6ND 020 7739 2050 hoxdesign.co.uk	New Street Farm, SG11 1PJ		Scale 1:100	Drawing No. 734 /	
	New Swimming Pool		Date Sep 2023	1P-03	
	Existing Garden Elevations		Drawn By PM	Rev.	PA