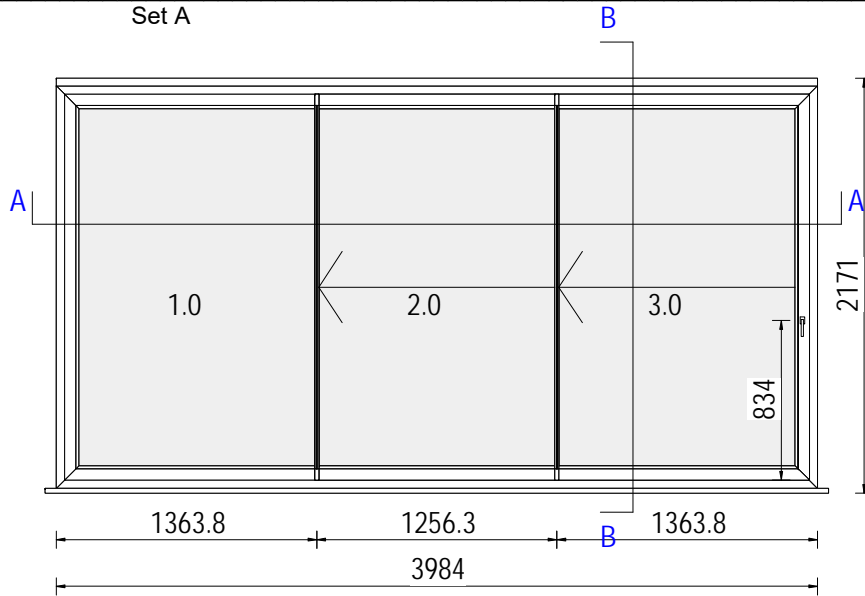


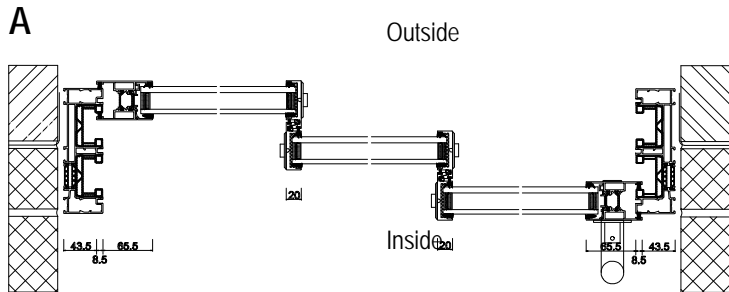
Customer: Mr Barry Trushell
Job Reference: 35779
Issue Date: 10/10/2023
Page: 1

N.B - Please Note:
 The drawings are not to scale. - The elevation view is viewed from inside.
 Handles are shown for illustration purposes only and do not reflect the style and handing.
 The section widths differ due to the glass remaining a constant width and the differing size of the aluminium profile sections.

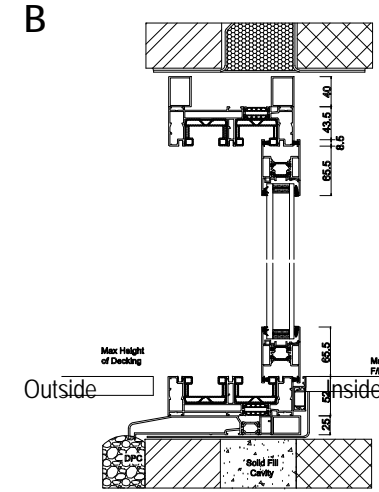
Position: 1
Qty.: 1



Plan View



Cross Section



Dimension Key

Structural Dimension:	4000mm	2183mm
Lintel to Finished Floor Level:		2100mm