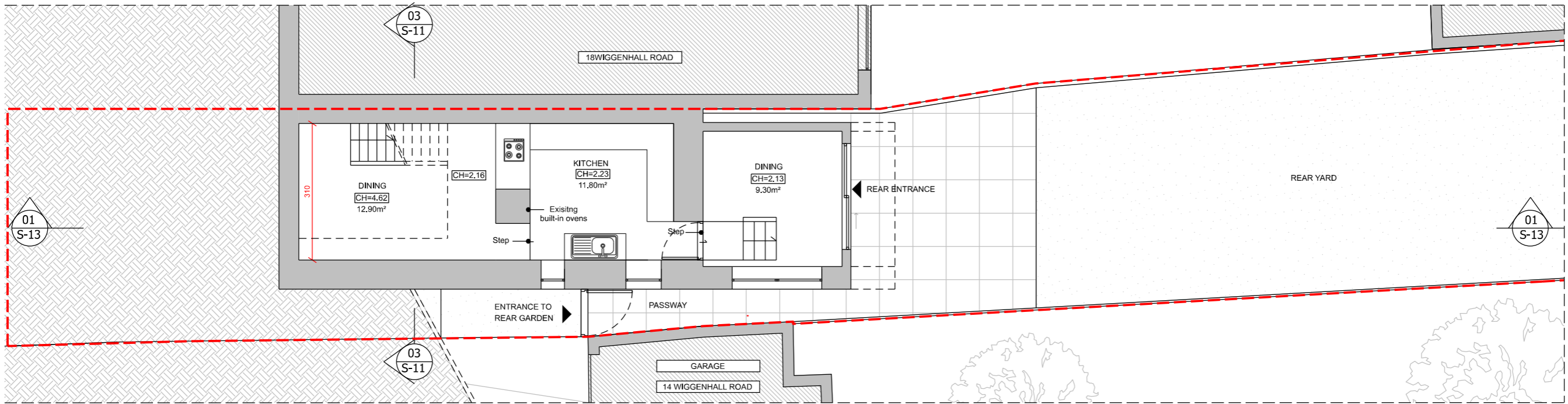
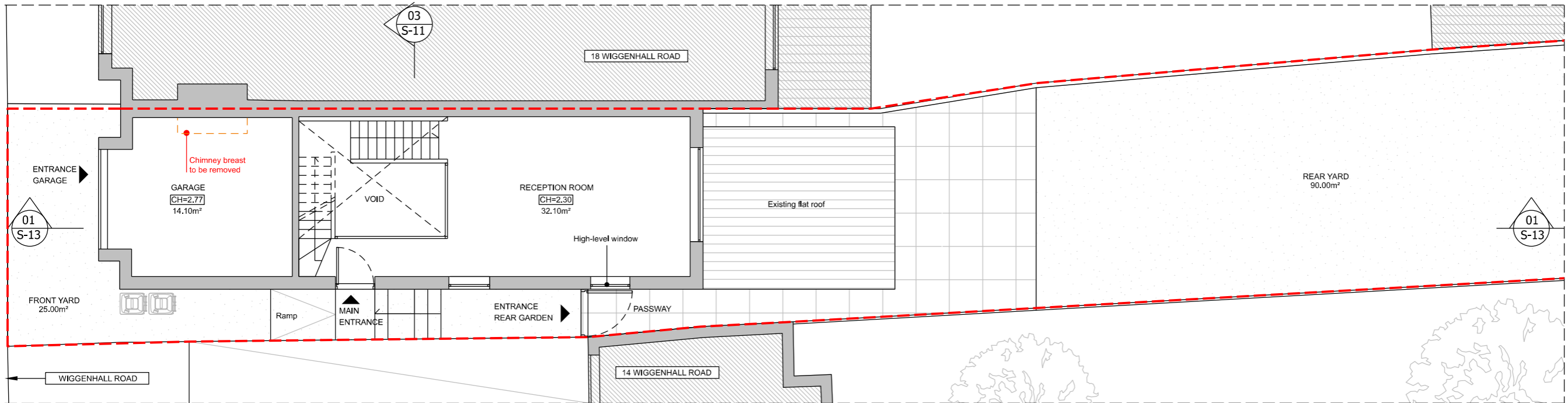
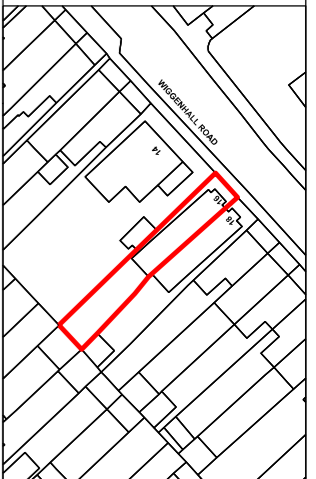


1. This drawing remains copyright of Windsor & Patania Architects and may not be reproduced or copied without consent in writing.
2. Print out to actual scale. Do not scale drawing using figured dimensions only. All dimensions to be cross-checked on-site by the appointed contractor prior to manufacture and construction.
3. Any discrepancies between site and drawings to be reported to the Windsor & Patania Architects immediately.
4. Read in conjunction with all relevant drawings and documentation produced by other consultants.
5. All structural elements to be agreed with local authority Building Control prior to commencement of works.
6. Attention is drawn to the provisions of the party wall act 1996. Legal boundaries should be determined by others.
7. All suggested demolition works to be reviewed by a Structural Engineer and to be assessed on site prior to demolition.
8. All areas are approximate and are to be used for indicative purposes only. Areas don't take into account possible variations related to the impact of Site Conditions, Structure, Drainage and M&E.
9. Windsor & Patania Architects accepts no liability for any expense, loss or damage of whatsoever nature and however arising from any variation made to this drawing or in the execution of the work to which relates which has not been referred to them and their approval obtained.
10. Contractors to be responsible for the design and supply of all temporary works (i.e. bracing, propping, showing, tying, etc) and the security, stability, and safety of the building works.

--- Boundary line - indicative only



01 PROPOSED LOWER GROUND FLOOR PLAN
1:100@A3



02 PROPOSED GROUND FLOOR PLAN
1:100@A3

- Proposed Demolitions
- Boundary line - indicative only
- New build
- Existing
- To be rebuilt to match existing

DRAFT-08

Architect contact details London: 020 3011 2997
info@windsorpatania.com Cambridge: 01223 776 997
Liverpool: 0151 665 0997

Client
MAHMOOD JESSA
39 Stratford Rd, Watford, WD17 4YN, UK

Drawings set
Project Address
16 Wiggenhall Rd, Watford WD18 0 AL, UK

Drawing title
PROPOSED FLOOR PLANS

date
OCTOBER 2023

scale
1:100@A3

drawing number
S-08

sheet no.
8 OF 19

