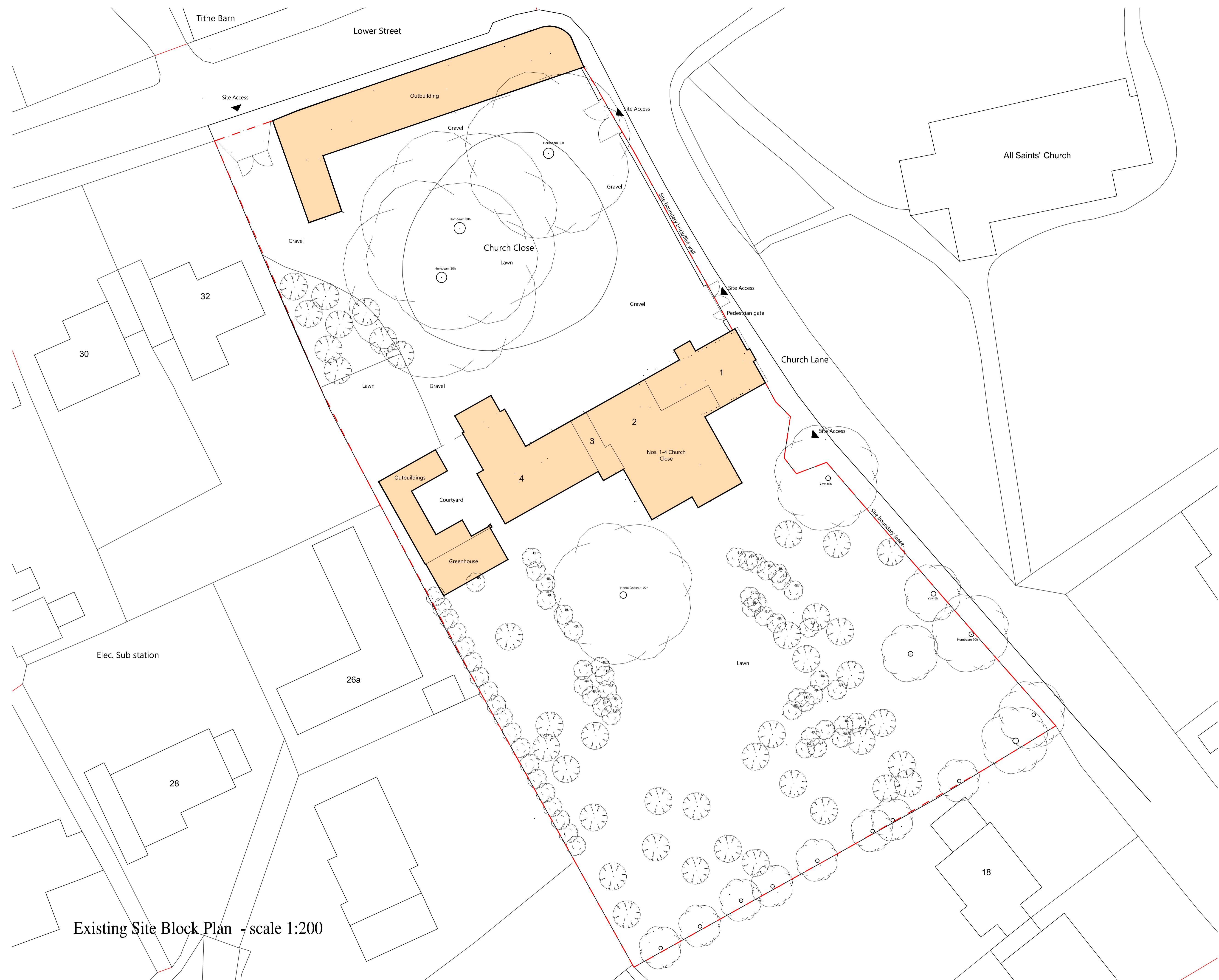
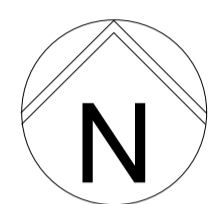
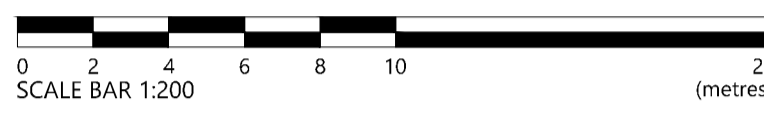


IF IN DOUBT ABOUT ANY INFORMATION CONTAINED IN THIS DRAWING ASK. DO NOT SCALE. CHECK ALL DIMENSIONS ON SITE AND REPORT DISCREPANCIES.

**CONSTRUCTION (DESIGN AND MANAGEMENT) REGULATIONS 2015**  
DESIGNERS HAZARD INFORMATION FOR CONSTRUCTION

1. If you do not fully understand the risks involved during the construction of the items indicated on this drawing ask your manager, health & safety advisor or a member of the design team before proceeding.
2. Scaffold protection to be provided during roof works with internal fall protection.
3. Any manual handling risks to be identified and design team notified in advance of commencement of works.
4. The contractor should be aware that there may be buried or covered services such as electric, gas or BT not identified on drawings.
5. The contractor should be aware of the general condition and stability of building fabric- particularly during demolition and alteration work.
6. When working with lime products which are corrosive to skin and eyes, suitable protection is required.

THIS INFORMATION MUST BE CHECKED ON SITE AND ANY RISKS IDENTIFIED BY OTHER PARTIES REPORTED TO THE PRINCIPAL DESIGNER.



Existing Site Block Plan - scale 1:200

PL2	7.09.23	DESIGN AMENDMENTS	SJ	SS
PL1	15.09.22	PLANNING	SJ	SS

Rev.	Date	Details	Drawn	Checked

**Nicholas Jacob Architects**  
Architecture • Conservation • Interiors

The Church of St. Wherry, Ouse, Ipswich, IP4 1AS  
01473 221153

Issued for:

**PLANNING**

Client/Project:  
Cardinal Loft (Mill) Ltd  
1-4 Church Close, Church Lane, Sprooughton IP8 3BE

Drawing title:  
Existing Site Block Plan

Project number:	Drawing number:	Revision:
21106	001	PL2
Scale:	Drawn By:	Checked By:
1:200	@A1 SJ	March 2022

Crop marks are visible when the full extent of this drawing is plotted.  
Reference dimensions: 820mm from the crop mark to right of the block & 570mm between crop marks vertically.