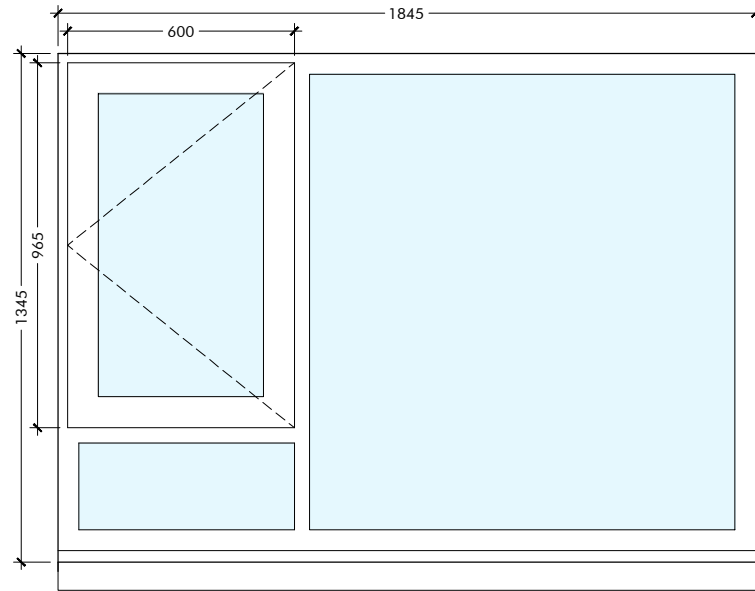
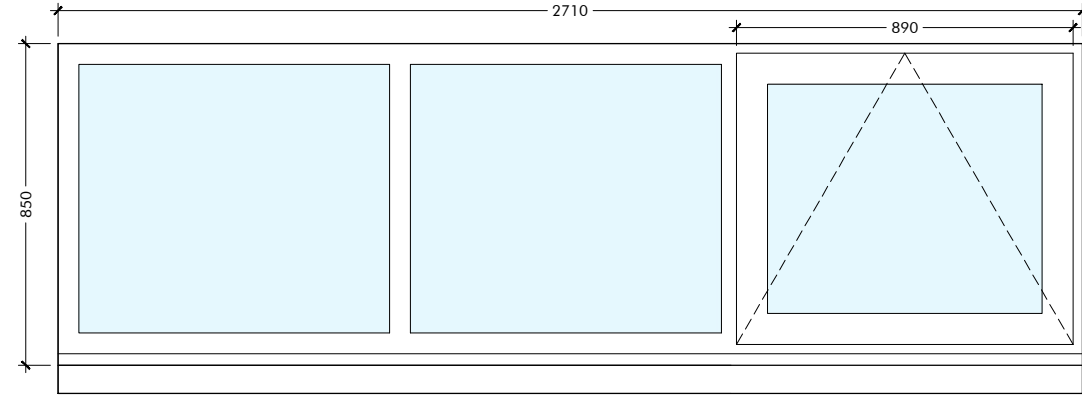


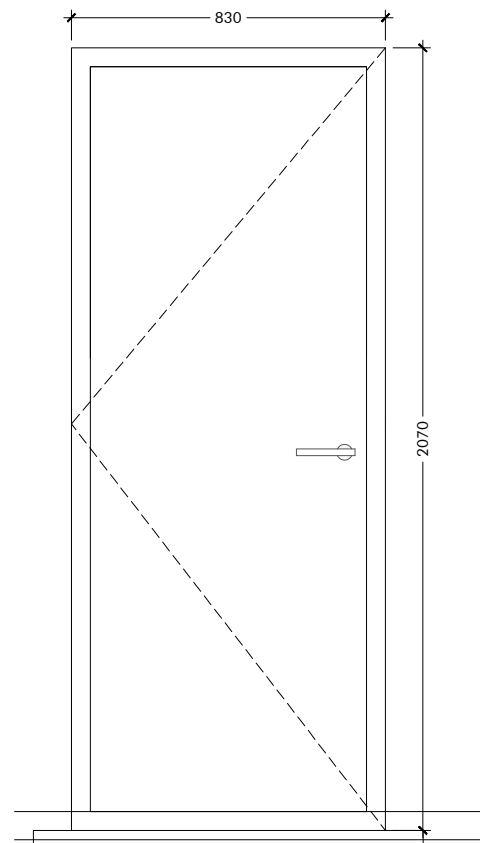
WG-06 - LIVING ROOM
 SCALE 1:20 @ A3
 White UPVC Window
 Eurocell Modus Slim Casement Window with LHS Fixed Pane



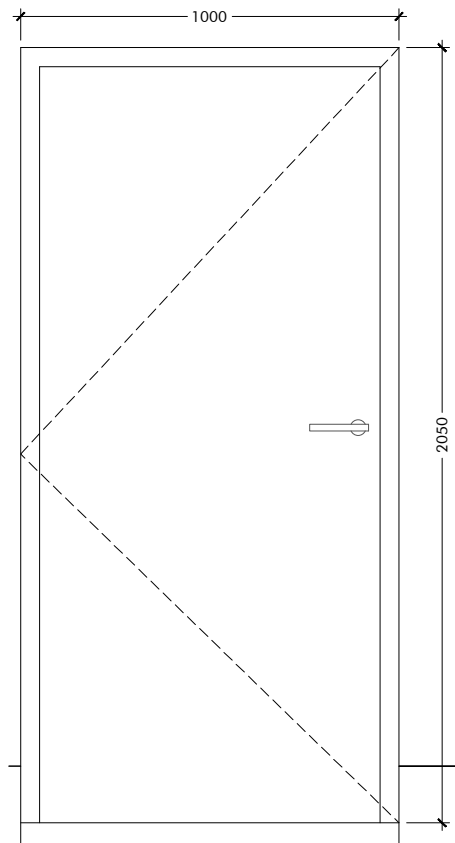
W1-01 - BEDROOM 1
 SCALE 1:20 @ A3
 White UPVC Window
 Eurocell Modus Slim Casement Window with RHS & Bottom Fixed Pane




WG-07 - PLAY ROOM
 SCALE 1:20 @ A3
 White UPVC Window
 Eurocell Modus Slim Casement Window with 2 x LHS Fixed Panes



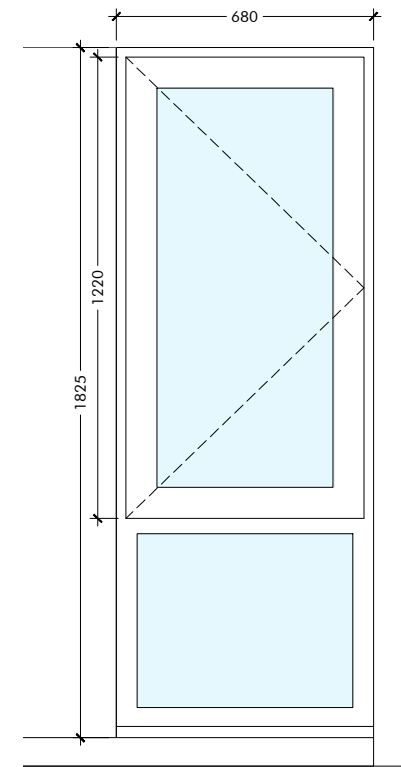
DG-02 - BOOT ROOM
 SCALE 1:20 @ A3
 White UPVC Door
 Eurocell Modus Solid Composite Door



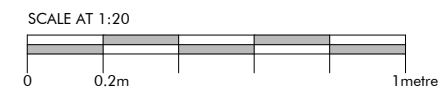
DG-03 - DOMESTIC OFFICE
 SCALE 1:20 @ A3
 White UPVC Door
 Eurocell Modus Solid Composite Door



WG-08 - DOMESTIC OFFICE
 SCALE 1:20 @ A3
 White UPVC Window
 Eurocell Modus Slim Fixed Pane Window



WG-09 - DOMESTIC OFFICE
 SCALE 1:20 @ A3
 White UPVC Window
 Eurocell Modus Slim Casement Window with Bottom Fixed Pane



GENERAL NOTES

The copyright of all information contained within this drawing subsides with ALFA Studio and may not be reproduced without permission. All given dimensions are to be checked on site when setting out and any discrepancy reported immediately.

- DRAWING KEY**
- Existing Wall Retained
 - New Wall / Partition
 - Downtakings
 - Changes to External Building Fabric & Layout

- Window Reference Number
- Door Reference Number

REV	ISSUE	DATE
A	ASHP & PV information added	23.10.23

ALFA STUDIO
 21 Castle Street Edinburgh EH2 3DN
 info@alfastudio.co.uk | 07887 675 994

PROJECT TITLE

PROPOSED ALTERATIONS TO EXISTING DWELLING

SITE ADDRESS

**WHITECROFT
 TWEEDDALE AVENUE
 GIFFORD
 EH41 4QN**

STATUS	PLANNING
DRAWING TITLE	PROPOSED WINDOWS & DOORS SHEET 2
DRAWING NUMBER	2301-01 P13
DATE	October 2023
SCALE	1:20 @ A3