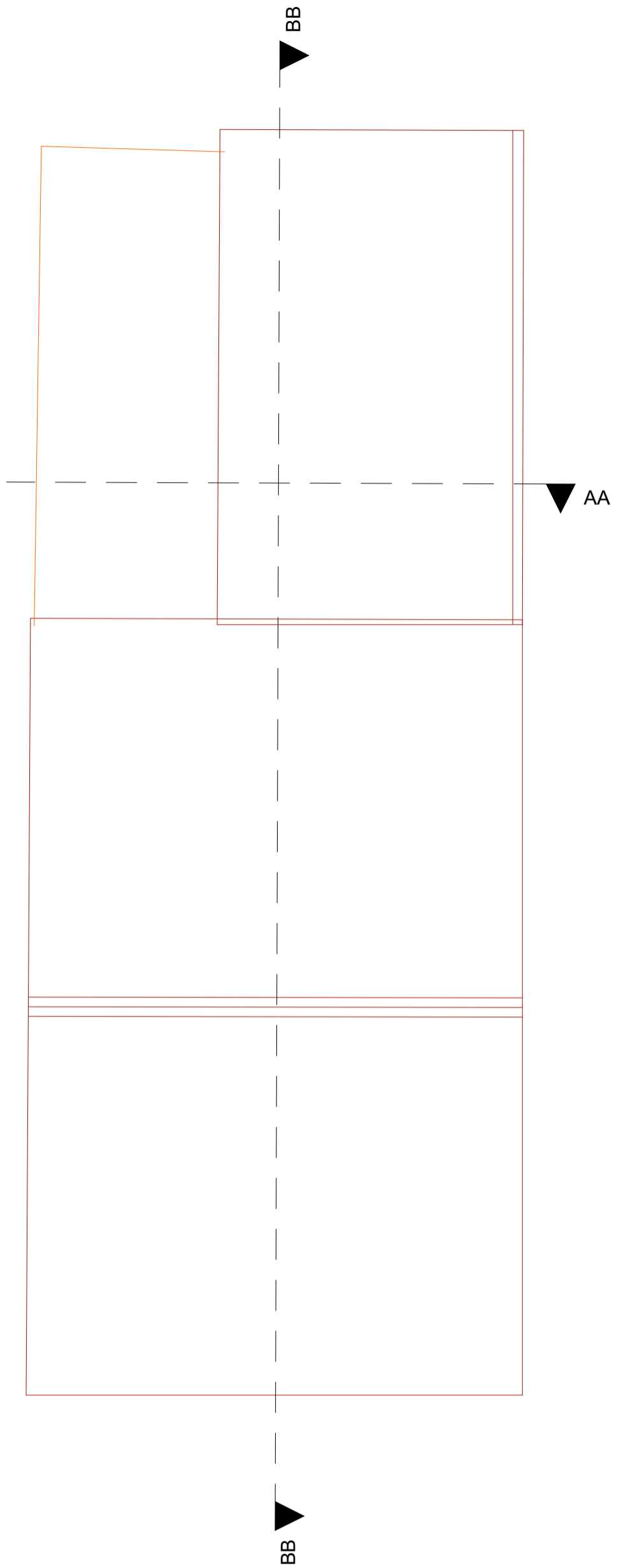

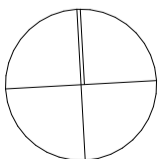


EXISTING CELLAR Plan 1:50



EXISTING ROOF Plan 1:50

N



Contractors must verify all dimensions on site before commencing any work or making any shop drawings: no dimensions are to be scaled from the drawing. All materials specified on this drawing are to be used strictly in accordance with the manufacturers recommendations and current codes of practice. This drawing and the design thereon is the copyright of GSD Architecture Limited and must not be reproduced without their written consent. All rights reserved.

GSD ARCHITECTURE ARCHITECTURE AND GREEN BUILDING ADVICE 9 Patrick Road • West Bridgford • Nottingham • NG2 7JY T 07981 501322 • E email@gilschalom.com	PROJECT 1 Oakfield Rd, West Bridgford	DWG TITLE	EXISTING CELLAR and SECOND Floor Plans
	CLIENT Rosemarie Lee	DWG NO.	2303 / 002 REV
	DWG SCALE 1:50 @ A3	FIRST ISSUED	9/8/2023
			Do not scale: refer to figured dimensions * Dimension to be checked on site