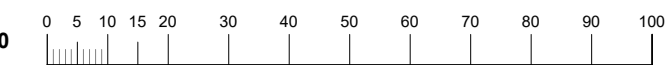
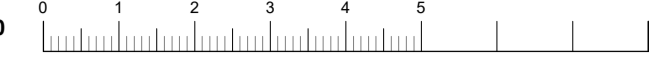


Graphical Scale 1:1250



Graphical Scale 1:100

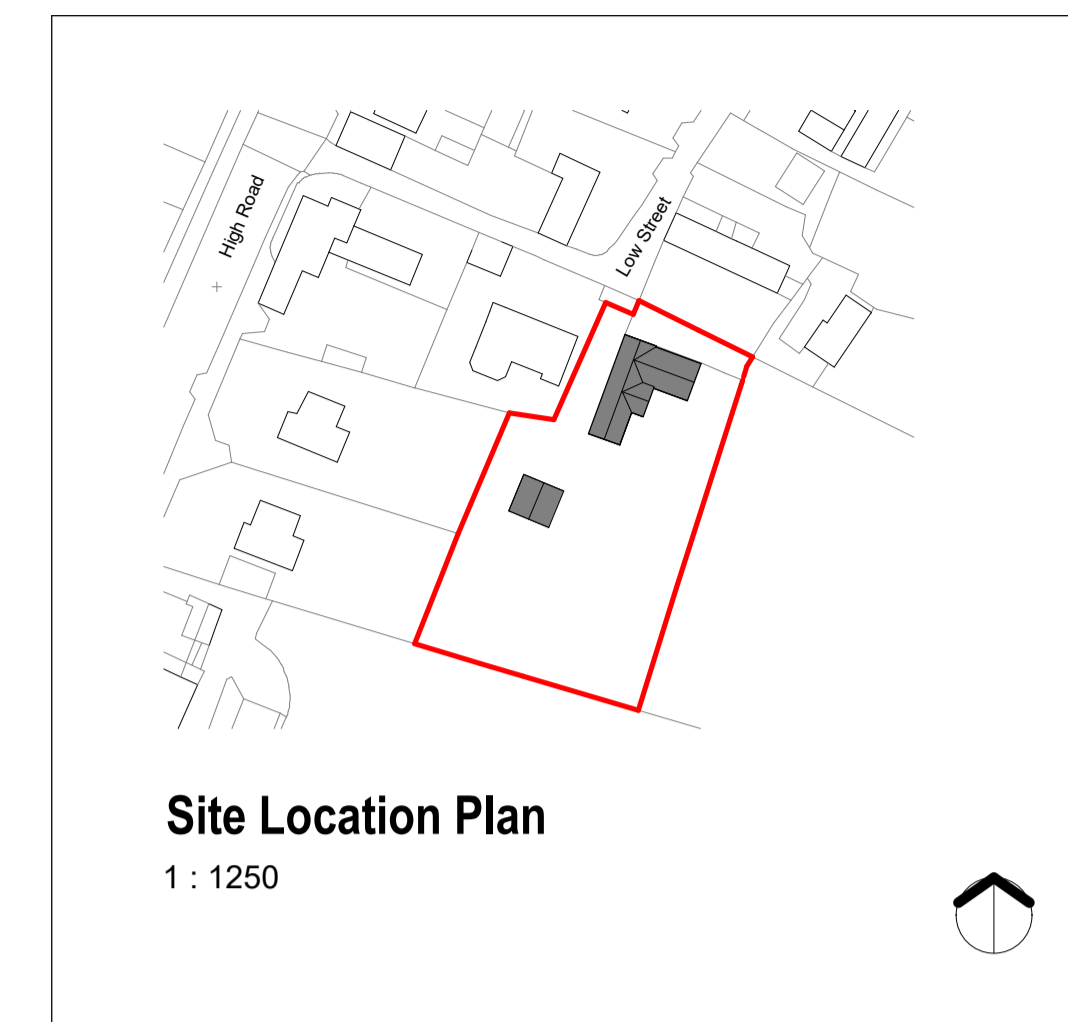


All drawings should be read in conjunction with the entire PL Series drawings. Full details and specifications will be provided following approval of the planning application and through a formal Building Control submission prior to commencement of site works & construction.

Application boundary

Existing

Proposed



Existing Site Plan  
1:100

P3	Issued for Planning	04/10/23	DA
P2	Updated draft issue to client	03/10/23	DA
P1	Draft issue to client	27/09/23	DA
Rev	Description	Date	By

**peakarchitects**  
Normal 9 10 Standard Face: Outline: 10 20  
www.peakarchitects.co.uk

Project	
696-2023	The Barn, Carlton-in-Lindrick
Client	
Sam and Megan Robinson	
Drawing	
696-PKA-XX-XX-DR-A-PL101 Existing Location and Site Plan	
Revision	P3 Date Created 27/09/23
Suitability	S4 Scale As indicated @ A1
Drawn By	DA Checked By DA

**PLANNING**