


Proposed dwelling NW of Kevindale,
Broome, Aston On Clun, Shropshire

Ref :19/02697/REM.

Schedule of finishes

External walls



External Brickwork – Ibstock Birtley Olde English.

Roof & roofline materials.



Roof – Smooth Natural Spanish Slate 500mm x250mm with Marley Modern ridge in Dark grey.

Verges to slate roof – Euro plastics or equivalent continous dry verge slate profile – Satin Black.

All Facias, Barge boards, soffits to dormers – Eurocell or equivalent – Satin Black UPVC.

All gutters & downpipes – Floplast or equivalent black UPVC std 112mm Half round Gutter c/w galv rise & fall brackets with 68mm Dia down pipes.

Dormer cladding / Valleys & flashings – lead.

Windows, Doors & Skylights



modus® Technical information Standard sash casement



modus® standard sash casement windows offer modern looks in all configurations and styles.

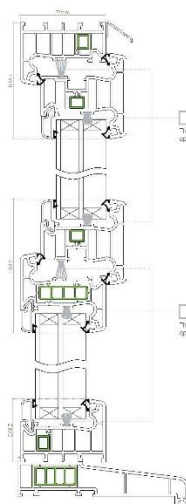
modus standard sash casement design offers a modern aesthetic to offer differentiation against traditional chamfered and oriole systems. With a U value as low as 0.7 possible with a triple glazed unit and a French window option, it really is the future of PVC-U windows.

Min / max sizes	Width (mm)	Height (mm)
100mm x 160mm	Min: 121 Max: 1000	Min: 214 Max: 1900
156mm x 160mm	Min: 150 Max: 1000	Min: 220 Max: 1900
Fixed	Min: 100	Max: 1900

Config	Glass 1 (external)	Glass 2 (internal)	Glass 3 (internal)	Gas fill	Spacer bar	Reinforcing	WER	Energy index	U value
1/160/1/160/1	Opalwhite	Pilkington 91+	Pilkington 91+	Krypton	SuperSpacer Thermastar	Full Thermal	Aw	15	0.7
1/160/1/160/1	Opalwhite	Pilkington KS	Pilkington KS	Argon	SuperSpacer Thermastar	Full Thermal	Aw	31	0.8
4/20/1	Opalwhite	N/A	Pilkington KS	Argon	SuperSpacer UltraVib	None	Aw	12	1.3
4/20/1	Diamond	N/A	Pilkington Total	Argon	SuperSpacer Thermastar	None	Aw	12	1.3
4/20/1	Obsession	N/A	Humbel A	Argon	SuperSpacer Thermastar	None	A	9	1.1

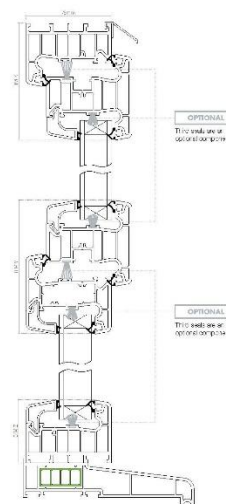
Specifications are in terms of size. Please contact our Technical department for additional specifications and up to date details.

Standard sash window Triple-glazed



Frame dimension	Dim X
Main Frame (LSP 02 16 01)	122mm
See TSP 022	
Large Main Frame (LSP 02 16 01)	122mm
See TSP 022	

Standard sash window Double-glazed



Frame dimension	Dim Y
See TSP 022 (P4)	107mm
See TSP 022	
See TSP 022 (P4)	107mm
See TSP 022	

Frame dimension	Dim Z
Main Frame (LSP 02 16 01)	55mm
See TSP 022	
Large Main Frame (LSP 02 16 01)	55mm
See TSP 022	



These stunning modus French doors feature sleek, flat faces and authentic timber aesthetics

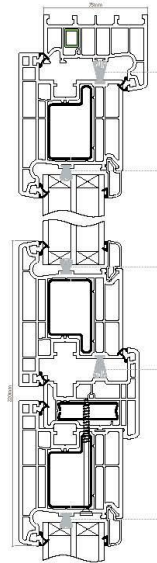
modus French doors feature sleek, flat faces for sophisticated looks. A dedicated mullion with a slim rebate improves sightlines, whilst an option of an additional third seal to improve weather performance is also available. Maximum thermal performance can be achieved with a triple-glazed specification, offering U-values as low as 0.8.

Min / max SZES	Width (mm)	Height (mm)
French doors	Min: 1200 Max: 2000	Min: 1900 Max: 2000

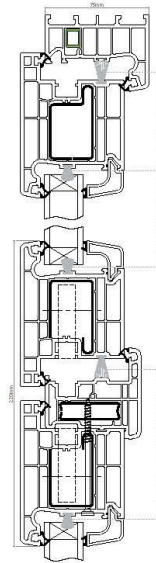
Config	Glass 1 (external)	Glass 2 (internal)	Glass 3 (external)	Gas fill	Spacer bar	Financing	WER	Energy index	U-value
4164/1614	Diamond	Pilkington One	Pilkington One	Argon	SecureSpacer Ultimate	Full Thermal	B	-3	0.78
4164/1614	Optiwhite	Pilkington KS	Pilkington KS	Argon	SecureSpacer Ultimate	Full Thermal	A+	22	0.86
4224	Optiwhite	N/A	Pilkington KS	Argon	SuperSpacer Premium	Full	A	8	1.2
4224	Diamond	N/A	Pilkington One	Argon	SuperSpacer Premium	Full	C	-13	1.2

Contact our Technical department for additional performance specifications

French doors Triple-glazed



French doors Double-glazed



Windows & doors – Eurocell Modus PVC-U Double glazed – finish Black ash.



Roof pitch

Suitable for roof pitches between 15° and 50°
Also suitable for roof pitches between 50° and 70° with solar springs. Please specify when ordering

Interior finish options

- White polyurethane Maintenance free and moisture resistant*
- White painted Bright white finish for modern interiors

* Recommended for humid rooms like bathrooms and kitchens.

Glazing options

	Double glazing	Triple glazing	Triple glazing
	--70	--68	--66
Rain noise reduction	✓	✓	✓
Safety lamination	✓	✓	✓
Toughened glass	✓	✓	✓
UV filter	✓	✓	✓
Easy to clean	✓	✓	✓
Soft-dew	✓	✓	✓

Thermal transmittance of glazing (U-value) 1.6 0.7 0.6
Read more about glazing specifications on page 22.

Blinds and shutters

- Consider interior blinds for light control, and anti-heat blinds or shutters for added heat protection.

Out-of-reach

- If your roof windows are out of reach, VELUX recommends solar or electric roof windows.

Transform with daylight

- A single roof window is ideal for small rooms. For larger rooms, we recommend 2x1, 2x2 or roof window combinations.



External frame size (width) cm	U-value	CE04	CE06	MK04	FE06	MK06	MK06	UK04	PK06	SE06	PK30
	1000°C	35-48	35-48	78-98	64-81	78-98	78-98	136-149	94-94	131-131	94-94
White polyurethane											
GPU 0070	1.3	601	620	630	672	700	756	-	854	873	892
GPU 0068	1.1	709	733	756	797	832	902	-	1,025	1,049	1,073
GPU 0066	1.0	800	827	854	902	943	1,025	-	1,160	1,187	1,224
GPU 0062	0.9%	900	953	985	1,043	1,092	1,206	-	1,351	1,393	1,425
White painted											
GPU 0070	1.3	615	636	645	671	694	756	783	788	733	746
GPU 0068	1.1	611	620	629	672	700	756	845	854	873	892
GPU 0066	1.0	674	696	728	756	789	854	953	969	991	1,033

All prices in GBP (£)
Find all sizes and prices on velux.co.uk

Roof windows – Std Velux manual top hung Ref: MK04 – Finish Dark grey.