




**Existing Plan  
(Scale 1:100)**



**Section C-C  
(Scale 1:100)**



**Section A-A  
(Scale 1:100)**



**Section B-B  
(Scale 1:100)**



Client Name: Sheila Stark	Drawing No: 21560-AL02	Drawn by: BM	Revision:	Date: 27/10/23
Client Address: Burn Cottage, Blanford, G63 9AX	Drawing Title: Existing plan and elevations			
William P Whiland & Son, 8 Alder Road, Broadmeadow Estate, Dumbarton, G82 2EL Tel: 01389 730430 Fax: 01389 743833 Email: ramps@whiland.co.uk				

Entrance: Front	Platform Height:
Rise:	Gradient:
Ramp Length:	Ramp Width:

This drawing is the copyright of William P Whiland & Son Ltd. and must not be copied or reproduced without permission - only written dimensions to be respected - where applicable, all dimensions are to be checked on site - this drawing must be read in conjunction with the contract specification and all other architects / engineers; layouts, schedules and details