


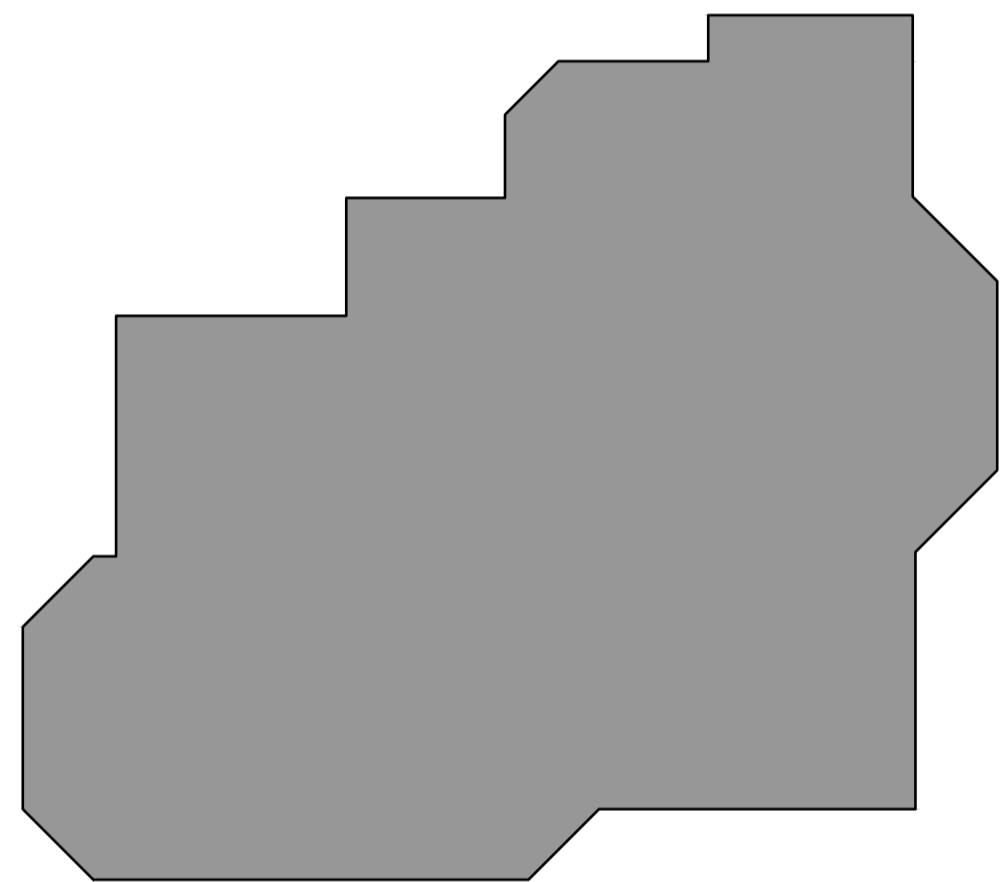
80M²

Lower Ground Floor - Original Dwelling




85M²

Ground Floor - Original Dwelling



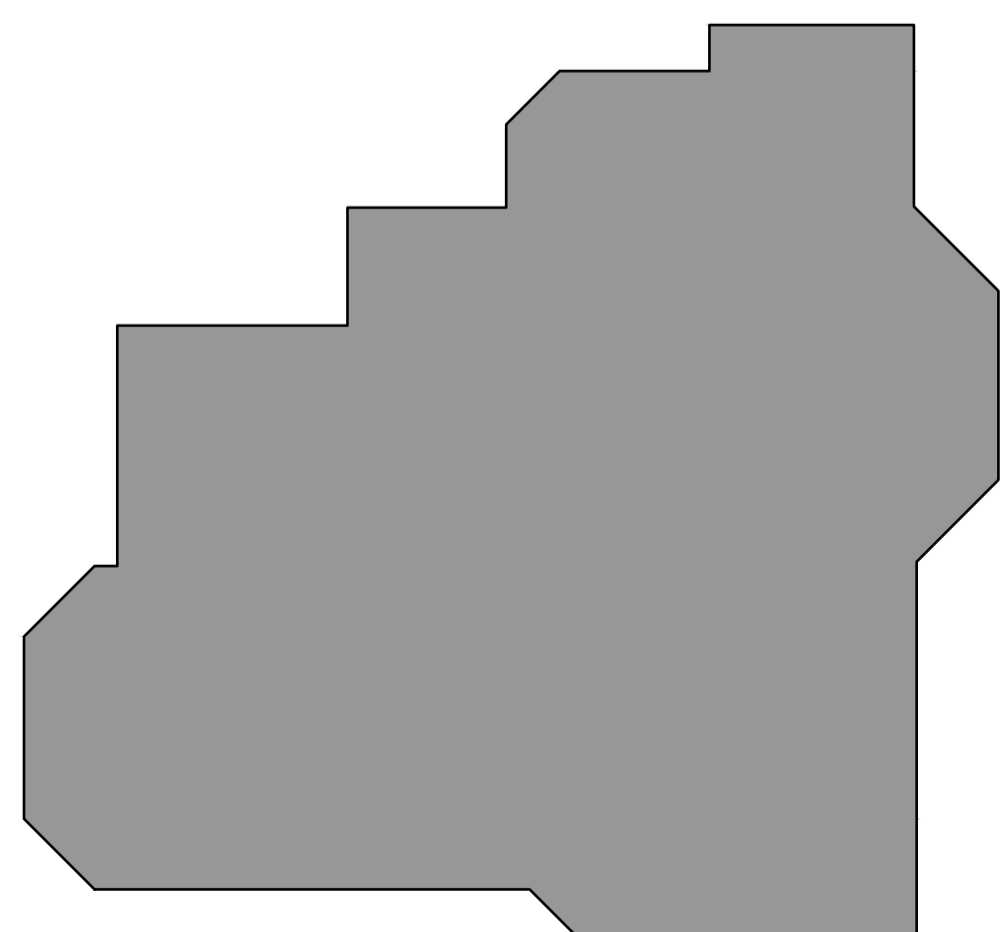
105M²

Lower Ground Floor - As Existing




100M²

Ground Floor - As Existing



113M²

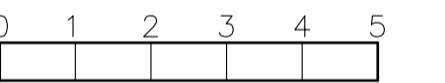
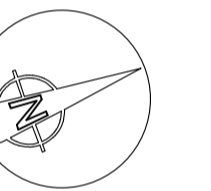
Lower Ground Floor - As Proposed



106M²

Ground Floor - As Proposed

Notes.
 1 All dimensions are shown in MILLIMETRES and must be checked on site prior to the commencement of work and any discrepancy is to be reported.
 2 All work is to comply with the current requirements of the Building Regulations and allied legislation.
 3 All materials are to be used and installed in strict compliance with the relevant manufacturer's recommendations.



Metres

Rev	Date	Amendments
-	-	-

Drawing Status
 CONCEPT AND PLANNING

WOODS HOME DESIGN
 111 Grange Road, Guildford
 Surrey, GU2 9QD
 Telephone 01483 503395
 Mobile 07768 842802
 Email - contact • woodshomedesign.co.uk

Project
 WHITE LODGE
 CRITTEN LANE, DORKING
 RH5 6ST.

Drawing Title
 EXISTING AND PROPOSED
 FLOOR PLANS
 EXTERNAL SQUARE AREAS

Scale 1 - 100 at A1. 1-200 at A3

Drawn MW/CAD Date JULY 2023

Drawing No WL 01 - 08 Rev -