



Application for tree works: works to trees subject to a tree preservation order (TPO) and/or notification of proposed works to trees in a conservation area.

## Town and Country Planning Act 1990

You can complete and submit this form electronically via the Planning Portal by visiting [www.planningportal.gov.uk/apply](http://www.planningportal.gov.uk/apply)

### Publication of applications on planning authority websites

Please note that the information provided on this application form and in supporting documents may be published on the Authority's website. If you require any further clarification, please contact the Authority's planning department.

Please complete using block capitals and black ink.

You must use this form if you are applying for work to trees protected by a tree preservation order (TPO). (You may also use it to give notice of works to trees in a conservation area).

It is important that you read the accompanying guidance notes before filling in the form. Without the correct information, your application / notice cannot proceed.

### 1. Applicant Name and Address

Title:	<input type="text" value="Mr"/>	First name:	<input type="text" value="Bill"/>		
Last name:	<input type="text" value="Trump"/>				
Company (optional):	<input type="text"/>				
Unit:	<input type="text"/>	House number:	<input type="text"/>	House suffix:	<input type="text"/>
House name:	<input type="text" value="The Pines"/>				
Address 1:	<input type="text" value="The Green"/>				
Address 2:	<input type="text"/>				
Address 3:	<input type="text"/>				
Town:	<input type="text" value="Frampton On Severn"/>				
County:	<input type="text" value="Gloucestershire"/>				
Country:	<input type="text"/>				
Postcode:	<input type="text" value="GL2 7DX"/>				

### 2. Agent Name and Address

Title:	<input type="text" value="Mr"/>	First name:	<input type="text" value="James"/>		
Last name:	<input type="text" value="Goatman"/>				
Company (optional):	<input type="text" value="Digital Planit"/>				
Unit:	<input type="text"/>	House number:	<input type="text" value="2"/>	House suffix:	<input type="text"/>
House name:	<input type="text"/>				
Address 1:	<input type="text" value="Fitzhardinge Way"/>				
Address 2:	<input type="text"/>				
Address 3:	<input type="text"/>				
Town:	<input type="text" value="Berkeley"/>				
County:	<input type="text" value="Gloucestershire"/>				
Country:	<input type="text"/>				
Postcode:	<input type="text" value="GL13 9EG"/>				

### 3. Trees Location *N/A*

If all trees stand at the address shown in Question 1, go to Question 4. Otherwise, please provide the full address/location of the site where the tree(s) stand (including full postcode where available)

Unit:  House number:  House suffix:

House name:

Address 1:

Address 2:

Address 3:

Town:

County:

Postcode (if known):

If the location is unclear or there is not a full postal address, either describe as clearly as possible where it is (for example, 'Land to the rear of 12 to 18 High Street' or 'Woodland adjoining Elm Road') or provide an Ordnance Survey grid reference:

Description:

*N/A*

### 4. Trees Ownership

Is the applicant the owner of the tree(s):  Yes  No  
If 'No' please provide the address of the owner (if known and if different from the trees location)

Title:  First name:

Last name:

Company (optional):

Unit:  House number:  House suffix:

House name:

Address 1:

Address 2:

Address 3:

Town:

County:

Country:

Postcode:

Telephone numbers

Country code:	National number:	Extension number:
<input type="text"/>	<input type="text"/>	<input type="text"/>
Country code:	Mobile number (optional):	
<input type="text"/>	<input type="text"/>	
Country code:	Fax number (optional):	
<input type="text"/>	<input type="text"/>	

Email address (optional):

### 5. What Are You Applying For?

Are you seeking consent for works to tree(s) subject to a TPO?  Yes  No

Are you wishing to carry out works to tree(s) in a conservation area?  Yes  No

### 6. Tree Preservation Order Details

If you know which TPO protects the tree(s), enter its title or number below.

*N/A*

### 7. Identification Of Tree(s) And Description Of Works

Please identify the tree(s) and provide a full and clear specification of the works you want to carry out. Continue on a separate sheet if necessary. You might find it useful to contact an arborist (tree surgeon) for help with defining appropriate work. Where trees are protected by a TPO, please number them as shown in the First Schedule to the TPO where this is available. Use the same numbers on your sketch plan (see guidance notes).

Please provide the following information below: tree species (and the number used on the sketch plan) and description of works. Where trees are protected by a TPO you must also provide reasons for the work and, where trees are being felled, please give your proposals for planting replacement trees (including quantity, species, position and size) or reasons for not wanting to replant.

*E.g. Oak (T3) - fell because of excessive shading and low amenity value. Replant with 1 standard ash in the same place.*

**THE PROPERTY HAS AN ARRAY OF 4 PINE TREES AND A LARGE SHRUB WITHIN THE BOUNDARY. THESE ARE DENSELY PACKED AND OBSTRUCT ACCESS TO PARKING AREA AND CAR PORT. PLEASE SEE PLANS PROVIDED FOR DETAILS. TREES ARE ANNOTATED AS T1, T2, T3 & T4. T1 AND T2 ARE LARGE, MATURE TREES THAT ARE IN GOOD HEALTH AND TO REMAIN.**

**CONTINUED....**

## 7. Identification Of Tree(s) And Description Of Works continued ...

**T1 REQUIRES SOME PRUNING IN THE FORM OF CROWN LIFTING IN ORDER TO PREVENT THE LOWER BRANCHES FROM DAMAGING THE GARAGE/WORKSHOP ROOF BELOW.**

**T2 IS FINE.**

**T3 IS A 3.5M HIGH MONOLITH WITH SOME SPROUTING GROWTH AT THE TOP**

**T4 IS A COMPLETELY DEAD, 3M HIGH MONOLITH.**

**PHOTOS & PLANS SUPPLIED.**

**THIS APPLICATION IS THEREFORE FOR THE PRUNING OF T1 BY WAY OF CROWN LIFTING AND THE COMPLETE REMOVAL OF T3 AND T4. THESE TWO PINE TREES ARE NO LONGER AN ASSET AND THEIR REMOVAL (ALONG WITH THE LARGE SHRUB) WILL ALLOW FOR BETTER PARKING FACILITIES AND THE REFURBISHMENT OF THE CAR PORT AREA.**

## 8. Trees - Additional Information

**Additional information may be attached to electronic communications or provided separately in paper format.**

### For all trees

A sketch plan clearly showing the position of trees listed in Question 7 must be provided when applying for works to trees covered by a TPO. A sketch plan is also advised when notifying the LPA of works to trees in a conservation area (see guidance notes). It would also be helpful if you provided details of any advice given on site by an LPA officer.

### For works to trees covered by a TPO

Please indicate whether the reasons for carrying out the proposed works include any of the following. If so, your application must be accompanied by the necessary evidence to support your proposals. (See guidance notes for further details)

1. **Condition of the tree(s)** - e.g. it is diseased or you have fears that it might break or fall:  Yes  No  
If YES, you are required to provide written arboricultural advice or other diagnostic information from an appropriate expert.

2. **Alleged damage to property** - e.g. subsidence or damage to drains or drives.  Yes  No  
If YES, you are required to provide for:

#### *Subsidence*

A report by an engineer or surveyor, to include a description of damage, vegetation, monitoring data, soil, roots and repair proposals. Also a report from an arboriculturist to support the tree work proposals.

#### *Other structural damage (e.g. drains, walls and hard surfaces)*

Written technical evidence from an appropriate expert, including description of damage and possible solutions.

### Documents and plans (for any tree)

Are you providing separate information (e.g. an additional schedule of work for Question 7)?

Yes

No

If YES, please provide the reference numbers of plans, documents, professional reports, photographs etc in support of your application. If they are being provided separately from this form, please detail how they are being submitted.

**PLANS PROVIDED REF: 543433-23-1, 543433-23-2, 543433-23-3, 543433-23-4 & 543433-23-5**

### 9. Authority Employee / Member

With respect to the Authority, I am:

- (a) a member of staff                      (c) related to a member of staff  
(b) an elected member                      (d) related to an elected member

Do any of these statements apply to you?

- Yes     No

If Yes, please provide details of the name, relationship and role

n/a

### 10. Application For Tree Works - Checklist

Only one copy of the application form and additional information (Question 8) is required. Please use the guidance and this checklist to make sure that this form has been completed correctly and that all relevant information is submitted. Please note that failure to supply precise and detailed information may result in your application being rejected or delayed. You do not need to fill out this section, but it may help you to submit a valid form.

#### Sketch Plan

- A sketch plan showing the location of all trees (see Question 8)

#### For all trees

(see Question 7)

- Clear identification of the trees concerned
- A full and clear specification of the works to be carried out


#### For works to trees protected by a TPO

(see Question 7)

Have you:

- stated reasons for the proposed works?
- provided evidence in support of the stated reasons? in particular:
  - if your reasons relate to the condition of the tree(s) - written evidence from an appropriate expert
  - if you are alleging subsidence damage - a report by an appropriate engineer or surveyor and one from an arboriculturist.
  - in respect of other structural damage - written technical evidence
- included all other information listed in Question 8?

### 11. Declaration - Trees

I/we hereby apply for consent/give notice for tree work as  additional information.

Signed - Applicant:

Date (DD/MM/YYYY):

30/10/23

(This date must not be before  
of sending or hand-delivery of

### 12. Applicant Contact Details

Telephone numbers


Country code: National number: Extension number:

Country code: Mobile number (optional):



Country code: Fax number (optional):


Email address (optional):



### 13. Agent Contact Details

Telephone numbers


Country code: National number: Extension number:



Country code:

Country code: Fax number (optional):

Email address (optional):



Electronic communication - If you submit this form by fax or e-mail the  
(Please see guidance notes)