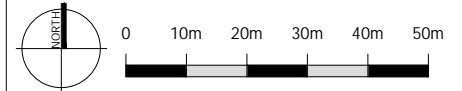


These drawings are for illustrative purposes and may not represent what is physically present. Should any discrepancy between the drawings and the existing arrangements be discovered, Edwards Wilson shall be notified in writing as soon as possible. Do not scale from this drawing, all dimensions to be verified prior to commencing works on site.

Where available this drawing should be read in conjunction with all general arrangements, structural and MEP drawings, schedule of works and specification.



Notes

A	Scale Updated	23.10.23
/	Planning Issue	12.10.23
Rev	Description	Date

Client Waters

Project Rear Extension

Address 41 Palmar Crescent
Bexleyheath
DA7 4LQ

Project No. 6332

Drawing No. 001

Drawing Date 23.10.23

Drawing Title Location Plans as Existing and Proposed

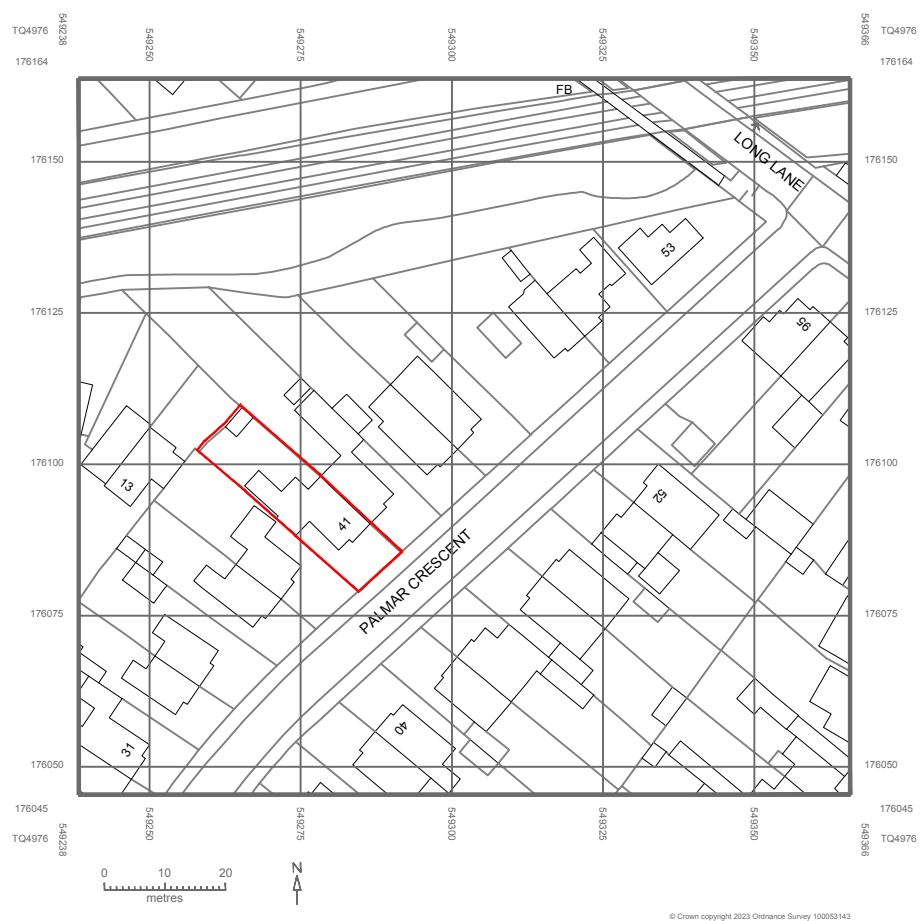
Drawing Status Information

Drawing Scale 1:1250 @ A3

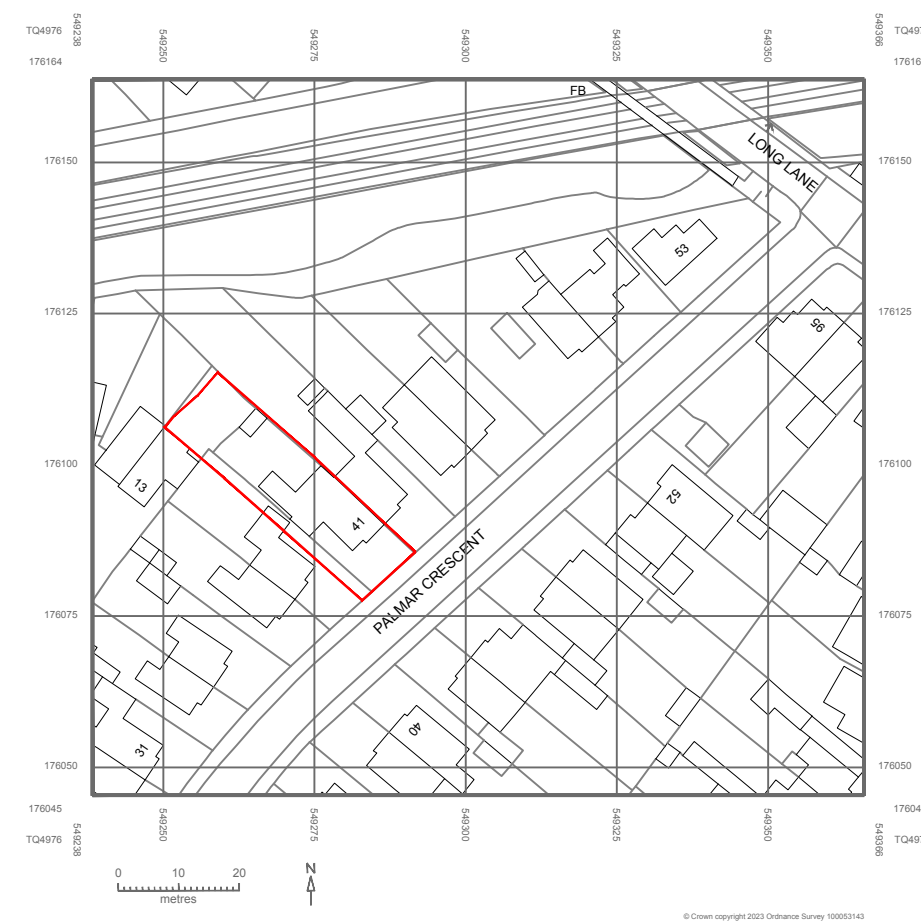


The Gallery
St Margaret Pattens
EC3M 1HS

info@e-w.london
e-w.london
020 7583 7799



1/ EXISTING LOCATION PLAN



2/ PROPOSED LOCATION PLAN