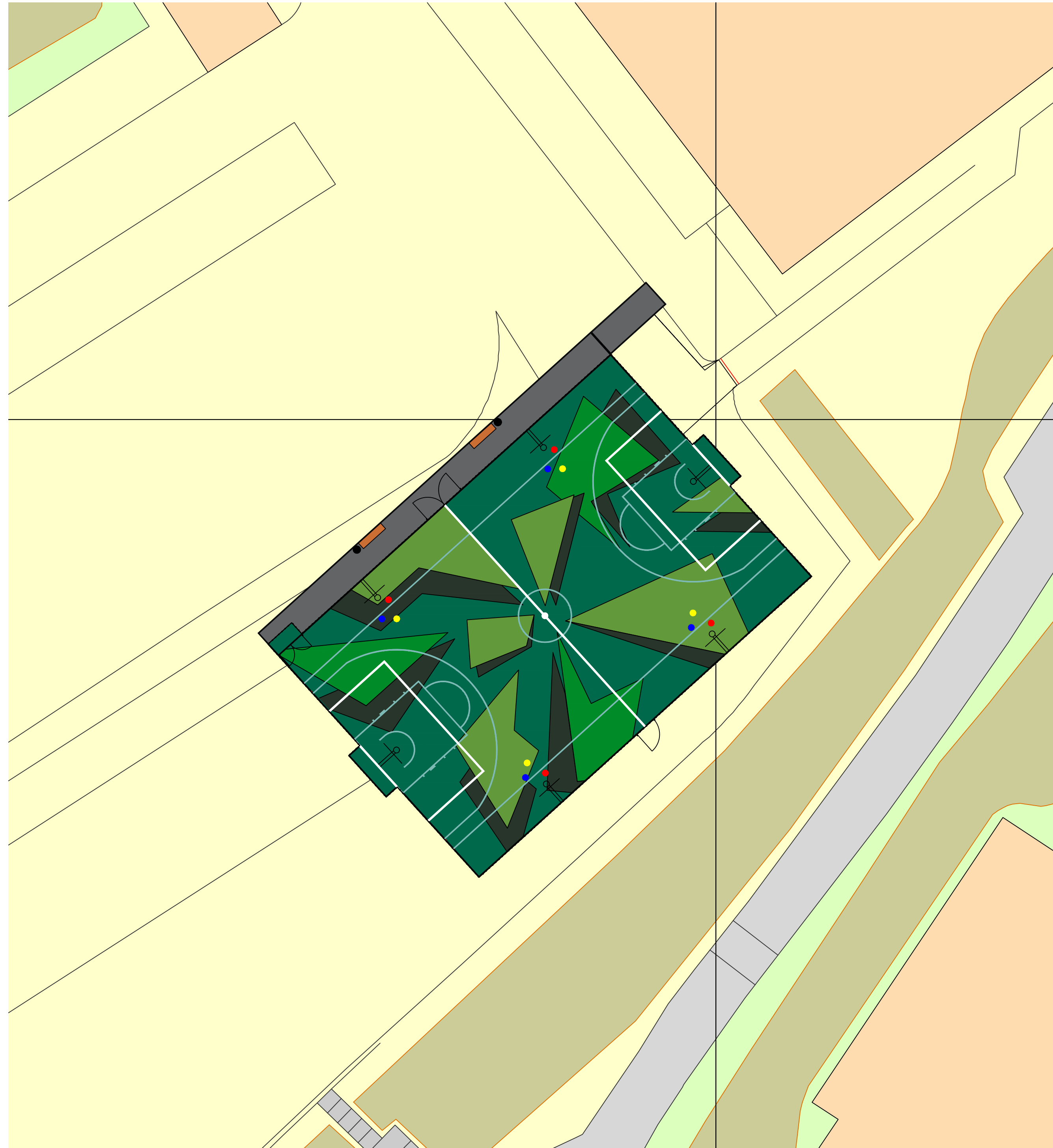


DEVELOPMENT LAYOUT

CHECK ALL DIMENSIONS PRIOR TO COMMENCEMENT OF WORK
 NO GUARANTEE CAN BE GIVEN THAT ALL SERVICES HAVE BEEN SHOWN ON THE DRAWING
 NO GUARANTEE CAN BE GIVEN TO THE ACCURACY AND COMPLETENESS OF ANY SERVICE PROVIDER RECORD INFORMATION SHOWN IN THIS DRAWING AND NO LIABILITY WILL BE ACCEPTED FOR ANY LOSSES THAT ARISE DUE TO A LACK OF ACCURACY IN ANY SERVICE PROVIDERS RECORD INFORMATION
 RELEVANT SERVICE DRAWINGS SHOULD BE OBTAINED FROM APPROPRIATE SERVICE PROVIDERS AND USED IN CONJUNCTION WITH THIS DRAWING
 REFERENCE SHOULD ALSO BE MADE TO HISTORICAL PLANS AND AS BUILT DRAWINGS
 THIS DRAWING IS COPYRIGHT TO LABOSPORT LTD



FACILITY TYPE

FOOTBALL & BASKETBALL PLAYZONE
 POLYMERIC SURFACE PITCH WITH PERIMETER FENCING,
 FLOODLIGHTING, HARD-STANDING AREA AND EQUIPMENT

CONSTRUCTION

13-15MM POLYMERIC SURFACE
 25MM POROUS ASPHALT (MACADAM) SURFACE LAYER
 40MM POROUS ASPHALT (MACADAM) BASE LAYER
 50MM NEW DOT TYPE 3 SUB BASE
 EXISTING SUB BASE

DIMENSIONS

FENCE TO FENCE = 30 X 20M
 2NR GOAL RECESSES = 3.66 X 1M
 HARD STANDING AREA = 30 X 2M
 ACCESS ROUTE = 5 X 2M

PERIMETER FENCING





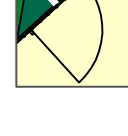



NEW TWIN BAR PANEL FENCING (3M HIGH RAISING TO 4M
 BEHIND GOALS) AROUND FOOTPRINT OF PLAYZONE
 1NR DOUBLE GATE ACCESS
 1NR SINGLE GATE ACCESS

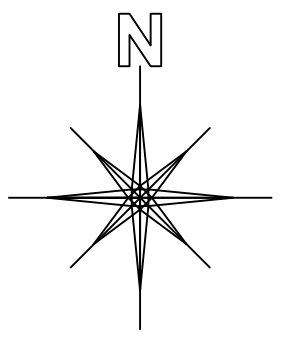
LED FLOODLIGHTING

8.0M HIGH FENCE FIXED LED FLOODLIGHTING (4NR LUMINAIRES
 TOTAL)
 AVERAGE LUX = 120LUX
 UNIFORMITY = 0.65
 (LIGHTING PLAN SEPARATE)

EQUIPMENT

2NR GOALS (INTEGRAL TO FENCING)
 2NR BENCHES
 2NR WASTE BINS
 1NR STORAGE CONTAINER
 6NR BASKETBALL HOOP SYSTEMS
 OVERHEAD NETTING SYSTEM

-  POLYMERIC SURFACE
-  MACADAM SPECTATOR ARE
AND ACCESS
-  FENCING SYSTEM
-  DOUBLE GATE
-  SINGLE GATE
-  BENCH
-  WASTE BIN
-  STORAGE CONTAINER ARE,



LEGEND / KEY



Labosport Ltd
 Unit 3, Aerial Way, Hucknall, Nottinghamshire, NG15 6DW
 +44 (0)115 968 1998
 www.labosport.com
 info@labosport.co.uk

AUTHOR: FOOTBALL FOUNDATION
 CLIENT: ST AUSTELL CAMPUS
 PROJECT: PLAYZONE FACILITY DEVELOPMENT
 DRAWING: DEVELOPMENT LAYOUT

DATE	DESCRIPTION	BY	NO.
16.06.2023	PLANNING	LK	01
	LSUK 23-0083		
	A1	SCALE	1:200

