

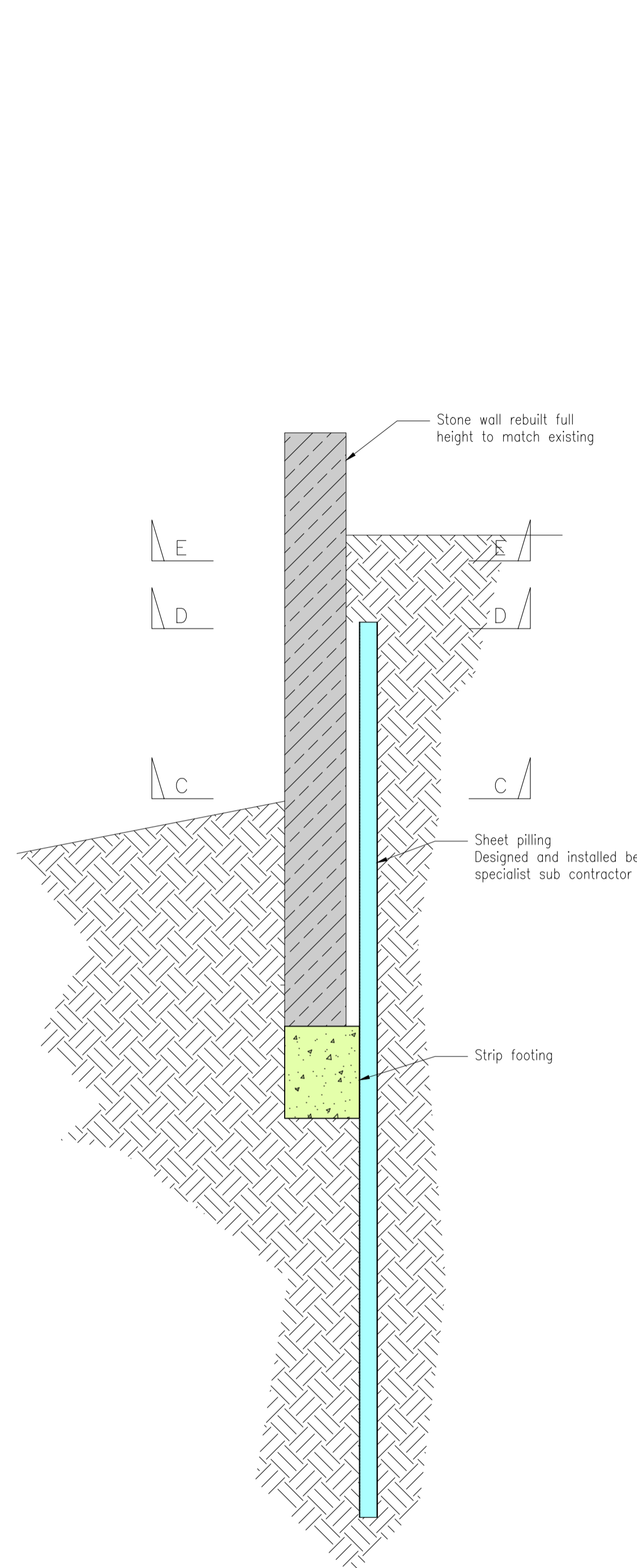
NOTES

1. COPYRIGHT NOTICE : THIS DRAWING IS THE COPYRIGHT OF GATELEY SMITHERS PURSLOW AND MAY NOT BE REPRODUCED OR USED EXCEPT BY WRITTEN PERMISSION OF GATELEY SMITHERS PURSLOW. GATELEY SMITHERS PURSLOW ACCEPT NO RESPONSIBILITY FOR DRAWINGS AMENDED BY OTHERS. THE DRAWING MAY ONLY BE USED BY THE CLIENT AND LOCATION AS SPECIFIED IN THE TITLE BLOCK. IT MAY NOT BE COPIED OR DISCLOSED TO ANY THIRD PARTY WITHOUT PRIOR WRITTEN CONSENT FROM GATELEY SMITHERS PURSLOW.
2. THIS DRAWING IS TO BE READ IN CONJUNCTION WITH ALL RELEVANT PROJECT DRAWINGS, STRUCTURAL/CIVIL ENGINEERING DETAILS, CALCULATIONS AND SPECIFICATIONS, ALSO ALL CLIENT SPECIFICATION/EMPLOYERS REQUIREMENTS.
3. THE CONTRACTOR SHALL VERIFY ALL SITE AND SETTING OUT DIMENSIONS/LEVELS BEFORE PUTTING WORK IN HAND. ANY DISCREPANCY IS TO BE REPORTED TO GATELEY SMITHERS PURSLOW STRAIGHT AWAY.
4. SCALE FROM THIS DRAWING FOR PLANNING PURPOSES ONLY. USE FIGURED DIMENSIONS ONLY.
5. ALL LEVELS SHOWN ON THIS DRAWING ARE INDICATIVE ONLY AND MUST BE CONFIRMED WITH ARCHITECT PRIOR TO COMMENCEMENT OF CONSTRUCTION.

6. THE CONTRACTOR IS RESPONSIBLE AND LIABLE FOR ENSURING THE STABILITY OF THE WORKS, SERVICES AND ADJACENT STRUCTURES AT ALL STAGES OF CONSTRUCTION. THE DESIGN OF ALL TEMPORARY WORKS SHALL BE THE CONTRACTORS RESPONSIBILITY. THE CONTRACTOR IS TO COMPLY WITH ALL HEALTH AND SAFETY LEGISLATION AND ADHERE TO THE REQUIREMENTS OF THE H.S.E.
7. ALL WORKS TO BE CARRIED OUT IN ACCORDANCE WITH THE LATEST RELEVANT LEGISLATION, REGULATIONS, GUIDANCE, STATUTORY CONSENTS AND COMMON LAW. ALL WORKS TO BE TO THE ENTIRE SATISFACTION OF LOCAL AUTHORITY OR WARRANTY PROVIDER NOT WITHSTANDING ANYTHING SHOWN OR INDICATED ON THESE DRAWINGS. ALL WORKMANSHIP AND MATERIALS TO BE TO THE BEST OF THEIR RESPECTIVE KIND AND AT LEAST EQUIVALENT OF THE APPROPRIATE BRITISH STANDARDS AND BRITISH STANDARD CODE OR PRACTICE.

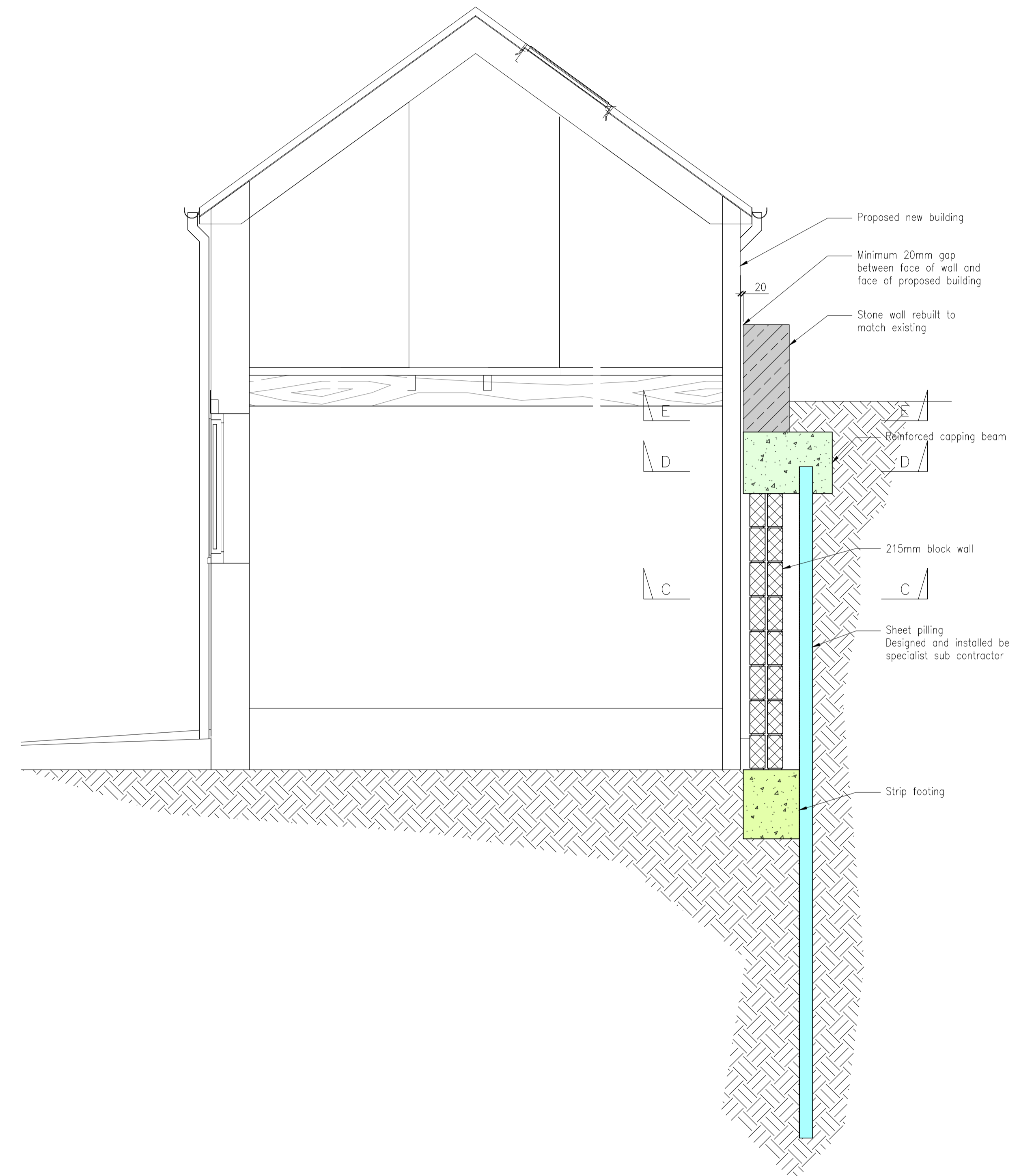
CONCRETE

1. ALL EXCAVATIONS SHALL BE TRIMMED AND PROTECTED FROM DETERIORATION BY MEANS OF 50mm LEAN-MIX CONCRETE BUNDING.
2. EXCAVATIONS AND SURROUNDING AREAS ARE TO BE KEPT FREE OF WATER. IN THE EVENT OF INUNDATION THE EXCAVATIONS ARE TO BE PUMPED CLEAR AND RE-TRIMMED PRIOR TO PLACEMENT OF CONCRETE.
3. ALL EXCAVATIONS IN EXCESS OF 1.2m BELOW EXISTING GROUND LEVEL ARE TO BE PROPPED/SHORED AS REQUIRED.
4. ALL FOUNDATIONS TO BE PLACED IN COMPETENT NATURAL STRATA. ANY SOFT SPOTS ARE TO BE REMOVED AND BACKFILLED WITH LEAN-MIX CONCRETE. N.B. EXCESSIVE REMOVAL OF SOFT SPOTS MUST BE REPORTED TO THE ENGINEER WHO MAY WISH TO REASSESS THE PROPOSED FOUNDATIONS.
5. ALL CONCRETE WORKS ARE TO BE CARRIED OUT IN ACCORDANCE WITH THE REQUIREMENTS CONTAINED IN BS 8110.
6. CONCRETE FOR FOUNDATIONS SHALL BE C28/35.
7. ALL CONCRETE TO BE COMPACTED BY MEANS OF A MECHANICAL VIBRATOR. THE WORKABILITY SHALL BE SUCH THAT WHEN COMPACTED A DENSE CONCRETE FREE FROM VOIDS WILL BE PRODUCED.
8. ALL REINFORCEMENT TO BE EITHER B500B TO BS 4449 OR MESH TO BS 4483.
9. MINIMUM COVER TO REINFORCEMENT TO BE 40mm THROUGHOUT.
10. MINIMUM LAPS FOR MESH TO BE 400mm.
11. REINFORCEMENT ON THIS DRAWING TO BE SCHEDULED, BENT AND CUT IN ACCORDANCE WITH BS.8666:2005 AS NOTED ON :- 23/0513 BAR SCHEDULE SHEET 01
12. THE SUPPLY OF SPACERS AND CHAIRS TO SUPPORT REINFORCEMENT AND THE TYING TO ACHIEVE THE SPECIFIED COVERS IS THE CONTRACTOR'S RESPONSIBILITY.
13. THE LAYOUT AND SPECIFICATION OF SPACERS AND CHAIRS INCLUDING THE TYING OF ALL REINFORCEMENT MUST BE IN ACCORDANCE WITH BS 7973-2:2001.
14. ALL REINFORCEMENT TO BE CUT AND BENT IN ACCORDANCE WITH BS 8666:2005.



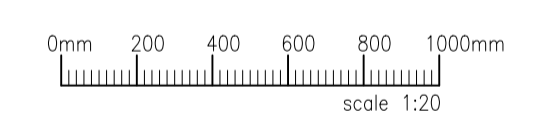
SECTION B-B

SCALE 1:20



SECTION A-A

SCALE 1:20



REV.	CHKD.	DATE

Gateley / SMITHERS PURSLOW
 Engineering | Surveying | Architecture
 gateleysmitherspurslow.com

Project: St Thomas Church, Todenham, Moreton-in-Marsh, Gloucestershire GL56 9PA

Drawing Title: Sections Sheet 1 of 2

Drawing No.	23/0513/302	Rev.	~
Scale @ A1	1:20	Drawn	C.P.B.
Status	P	Checked	A.B.C.
		Date	06/03/23
		Design	D.J.A.

PRELIMINARY