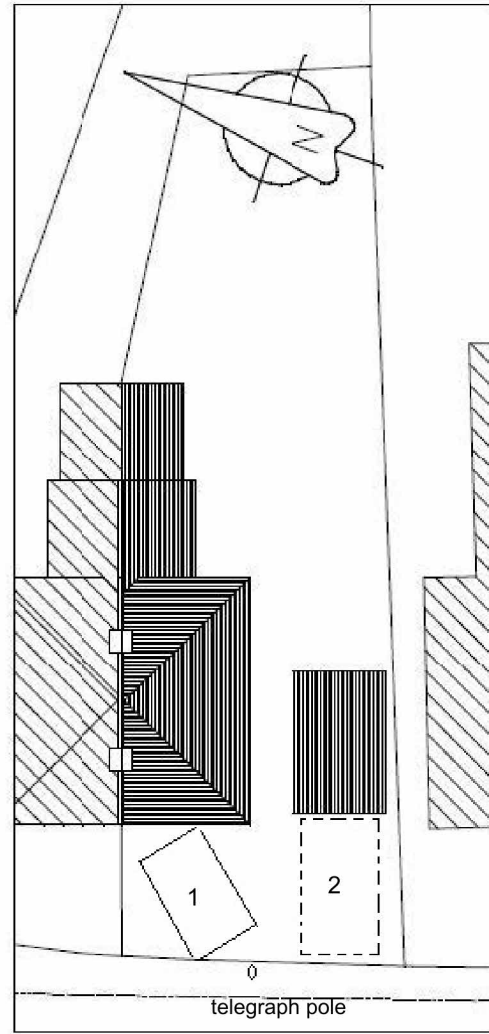
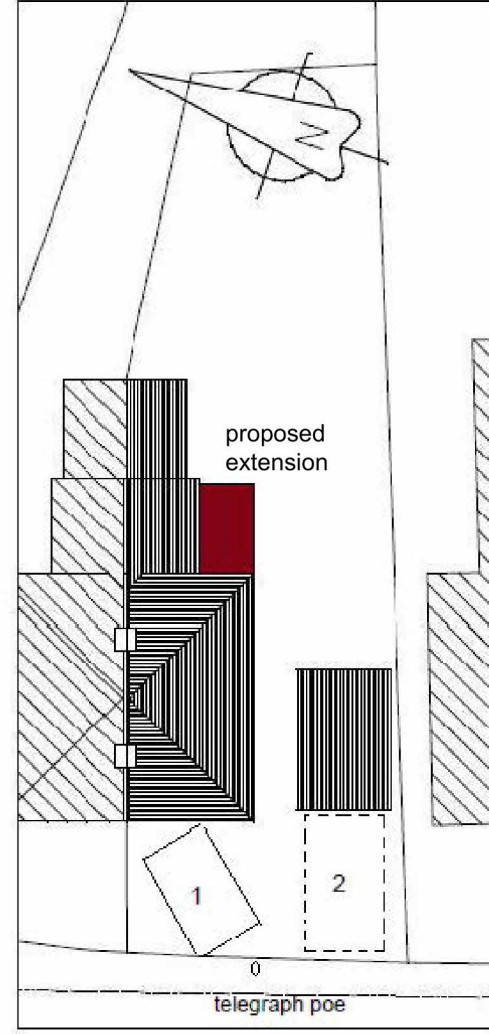




rear elevation



EXISTING BLOCK PLAN 1 : 250



PROPOSED BLOCK PLAN 1 : 250



front elevation

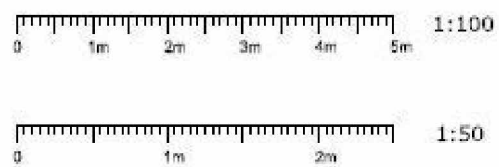


rear elevation



rear elevation

Scale Bar



SBS

Surrey Building Services

Architectural & Building Consultants

James Templeman : 07793433353 Email : surreybuildingservices@gmail.com

Client No.	No.	Revision
11255	04	PD

A

Client Name : Mr G Rogers

Address
116 Manor Road
Guildford
Surrey
GU2 9NR

Proposal

PROPOSED SINGLE STOREY REAR
EXTENSION

Scale 1:100 1:50

Paper Size A3