
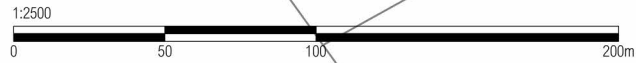
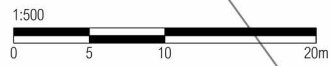


Scale Bars



01. EXISTING BARNs



02. EXISTING BARNs



03. EXISTING BARNs

Notes

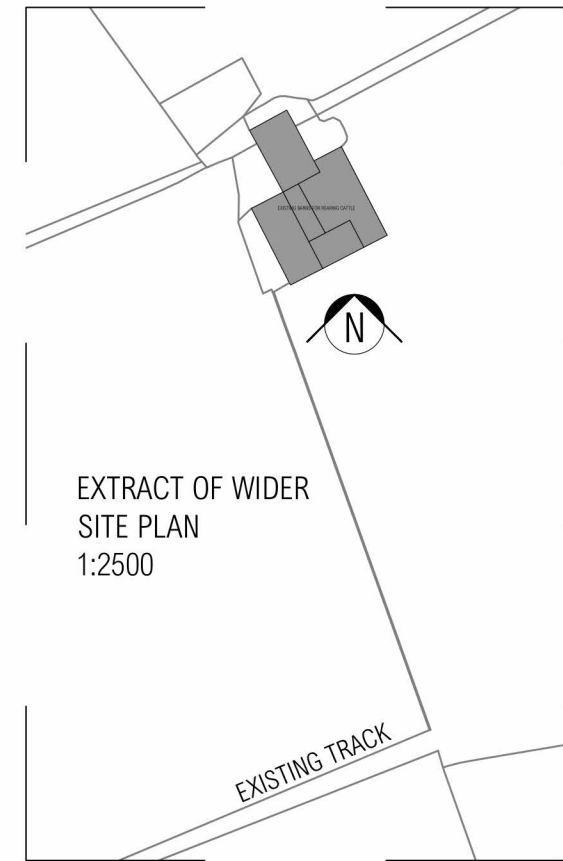
The Contractor(s) are responsible for all setting out. All dimensions & levels must be checked on site prior to proceeding with works.

The designer(s) are to be notified immediately of any discrepancies

The drawing is the property of the designer and is copyright and has been produced for the intended purpose as noted on the drawings and shall not be liable for any purpose other than that for which they were prepared.

Layouts and positions of fixtures and fittings are indicative only. Exact details to be confirmed with designers and client

Do not scale from drawing, written dimensions to be taken only. Dimensions shown are structural unless noted otherwise



EXTRACT OF WIDER SITE PLAN 1:2500

Ref.	Date	Comments	Drawn
01	12/10/2023	Revised Farm Name	CT

*Kings House*  
CONSTRUCTION CONSULTANTS

Project Reference:  
035

Project Address:  
Cotswold View Farm, Tresham, GL12 7RW

Dwg Title:  
Existing Site Plan

Dwg No:  
0005

Status:	Revision:	Scale:	As Shown @ A3
PLAN	01	Date:	Oct '23

