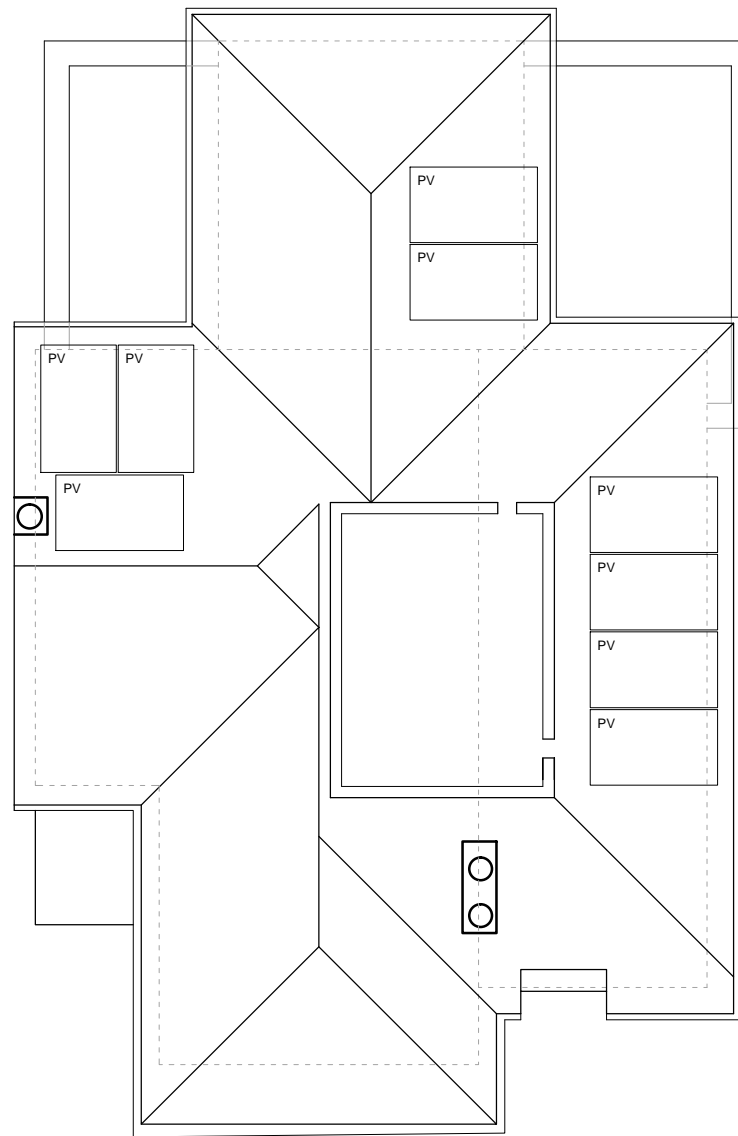
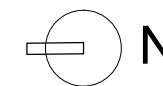
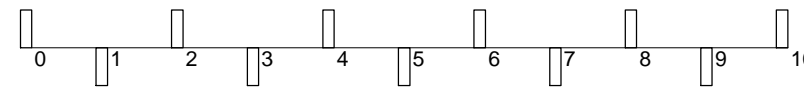


The contractor is responsible for checking dimensions tolerances and references.
Where an item is covered by drawings to different scales the larger scale drawing is to be worked to.
NOT FOR CONSTRUCTION

COMMUNITY INFRASTRUCTURE LEVY (CIL)
Projects exceeding 100 sq.m. of new build may be deemed liable to the CIL levy payable to the relevant Local Authority.
If CIL is applicable, the applicant may apply for an exemption on the basis of self build, annex or extension to primary residence but this must be done BEFORE commencement of construction otherwise the levy will become payable without the right of appeal.
The applicant must ALSO submit a CIL Commencement Notice form BEFORE commencement of construction otherwise the levy will become payable without the right of appeal.
More information is available from your Local Authority and The Planning Portal.




PROPOSED ROOF



Rev A Label added to PVs 11|05|23
Rev B amendments as noted in revised planning application 271023

project: 2 Rosehill Avenue
Horsell
GU21 4SE
title: Proposed Plans
scale: 1:100
drawing: 2216-06B


Harriet Williamson
Architecture