


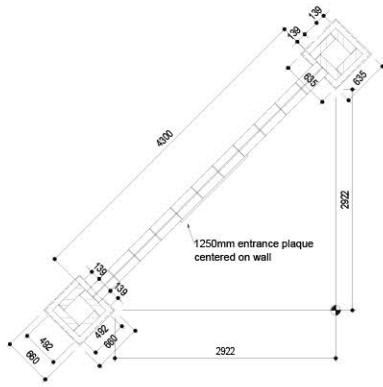
Front Elevation @ 1:100



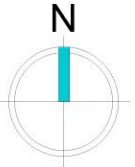
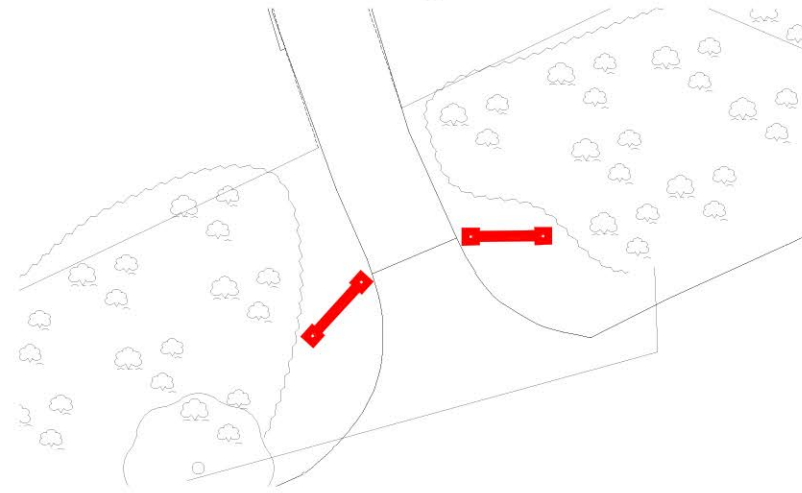
Rear Elevation @ 1:100



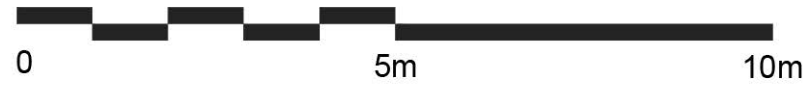
Wall Plan @ 1:100



Site Entrance Wall Location @ 1:500



Scaled @ 1:100



D	Red line plan amended.	DS	27.10.23
REV:	DESCRIPTION:	BY:	DATE:

SITE:	Burgham Park	2006.BT.01	2006	04.08.23
TITLE:	Entrance Detail	1:100	DS	D
		SCALE AT A4.	DRAWN.	REVISION.
			CHECKED.	

STEN
ARCHITECTURE

STEN Architecture Ltd
The Studio
Harrison Street
Wakefield
WF1 1PS
Tel: 01924 950985