










Key

-  Existing Tree
-  Tree root protection area
-  Specimen trees (Extra Heavy Standard)
-  Specimen trees (Multi-stem)
-  Native planting
-  Grass / lawn
-  Hardstanding



REVISIONS

Rev*	First Issue	23.10.18
Rev A	Covered Walkway & Ice Bath Pergola	12.10.23

Portus + Whitton
 landscape architects
 Portus+Whitton Landscape Architects
 58 Ashcroft Road Cirencester
 Gloucestershire GL7 1QX
 T. 01285 644335 F. 01285 644336
 E. contact@portusandwhitton.co.uk

client	SOHO HOUSE UK LTD												
project	SOHO FARMHOUSE, TRACEY FARM, GREAT TEW												
org	Electric Barn Wraparound - Landscape Plan												
scale	1:200	scale at size	A1	date	Oct 2023	project no.	1351	prefix	L	sig no.	140	rev	A
© The contents of this drawing are the copyright of PORTUS + WHITTON LANDSCAPE LIMITED, 2023													
purpose of issue Planning													