

NOTES.

THIS DRAWING IS COPYRIGHT.

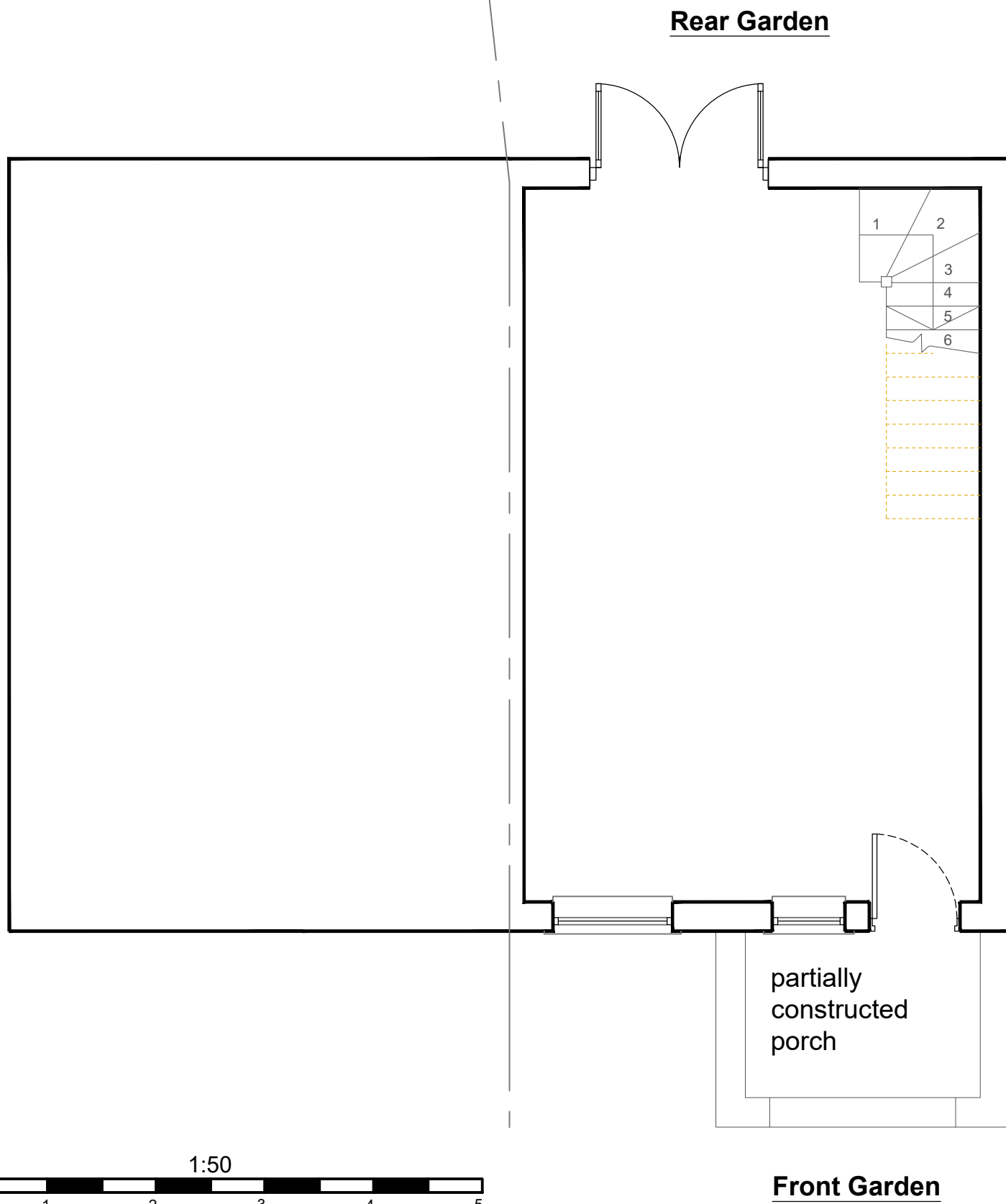
THE DRAWING IS NOT TO BE USED FOR CONSTRUCTION UNLESS MARKED 'FOR CONSTRUCTION'

THE CONTRACTOR IS RESPONSIBLE FOR ALL DIMENSIONS AND THE CORRECT SETTING OUT ON SITE. ONLY FIGURED DIMENSIONS ARE TO BE USED, IF IN DOUBT ASK.

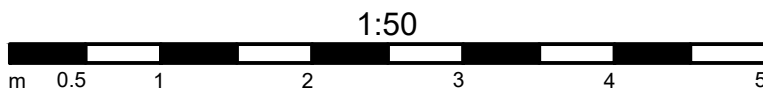
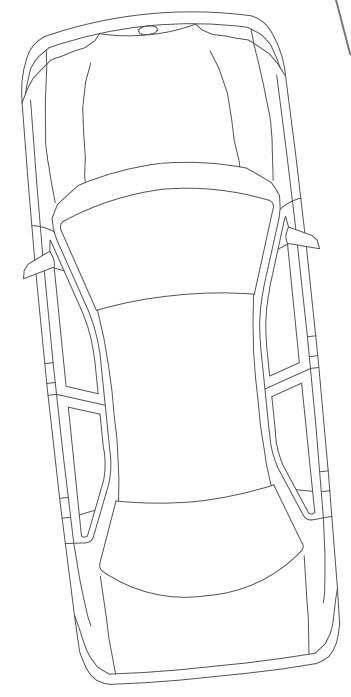
ALL MATERIALS AND WORKMANSHIP TO COMPLY WITH THE CURRENT BRITISH STANDARDS AND CODES OF PRACTICE.



Rev	Date	Description
A	02 Nov 23	parking and garages added



**Parking**



<b>P.J.Orchard</b> B Arch RIBA Chartered Architect 9 West Hill Gardens Portishead North Somerset BS20 6LJ Tel /Fax: 01275 847 190		
Project		
26, CHURCH ROAD, HANHAM, SOUTH GLOUCESTERSHIRE, BS15 3AB		
Drawing Title		
<b>SURVEY</b>  EXISTING GROUND FLOOR PLAN		
Scale	Job Number	
1:50@A3	.	
Date	Drawing Number	
04.01.2023	PL02_B	
Drawn	Checked	
JM	PJO	