

EXISTING

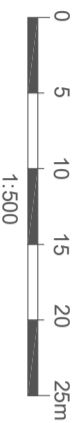
Site Location Plan

Scale 1:1250



Block Plan

Scale 1:500



PROPOSED


Site Location Plan

Scale 1:1250

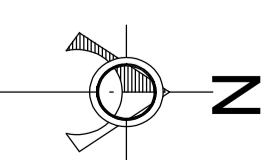


Block Plan

Scale 1:500



General Notes:
Do not scale, use figured dims only. Unless otherwise noted all dimensions are given in millimeters. All dims to be verified on site by the Contractor before work commences. If any discrepancies are found, Ktech is to be notified immediately for amendments. All work to be carried out in strict accordance to relevant & current British Standards, Codes of Practice, CDM Regulations & Building Regulations. Where structural alterations take place, care must be taken by the Contractor to afford required restraint to all affected areas during & after the building work. Where new loads are imposed on existing lintels, they must be checked by the Builder for adequacy & to LA & SE approval & replaced if necessary. Where applicable, this drawing must be read in conjunction with Structural Calculations & other Consultants drawings. If drawings conflict, Calculations must take precedence. The service provided by Ktech is a drawing service for Planning and Building Regulations submissions only; the company accepts no liability for any site works, defects or future defects. Ktech drawings must not be reproduced wholly or in part without prior permission from the company.
© Copyright Ktech technical drawings



Rev Date Amendment

Ktech technical drawings

Barthamsted House, 121 High Street, Barthamsted, Herts, HP4 2DZ
Tel: 07711182591 Fax: 01494 717018 ektechdrawings@ukfast.com

Project title
29 Reginald Street,
Luton, Beds, LU2 7QZ

Drawing title
Ground & 1st floor rear extensions
- Site location & block plans

Scale: 1:1250, 500@A3 Drawn: 10/10/2023

Drawing No.: 23_28_PL01 Rev.: A

Drawing status: For Planning Approval