






Existing and Proposed South Elevation




Existing and Proposed West Elevation



Existing and Proposed East Elevation

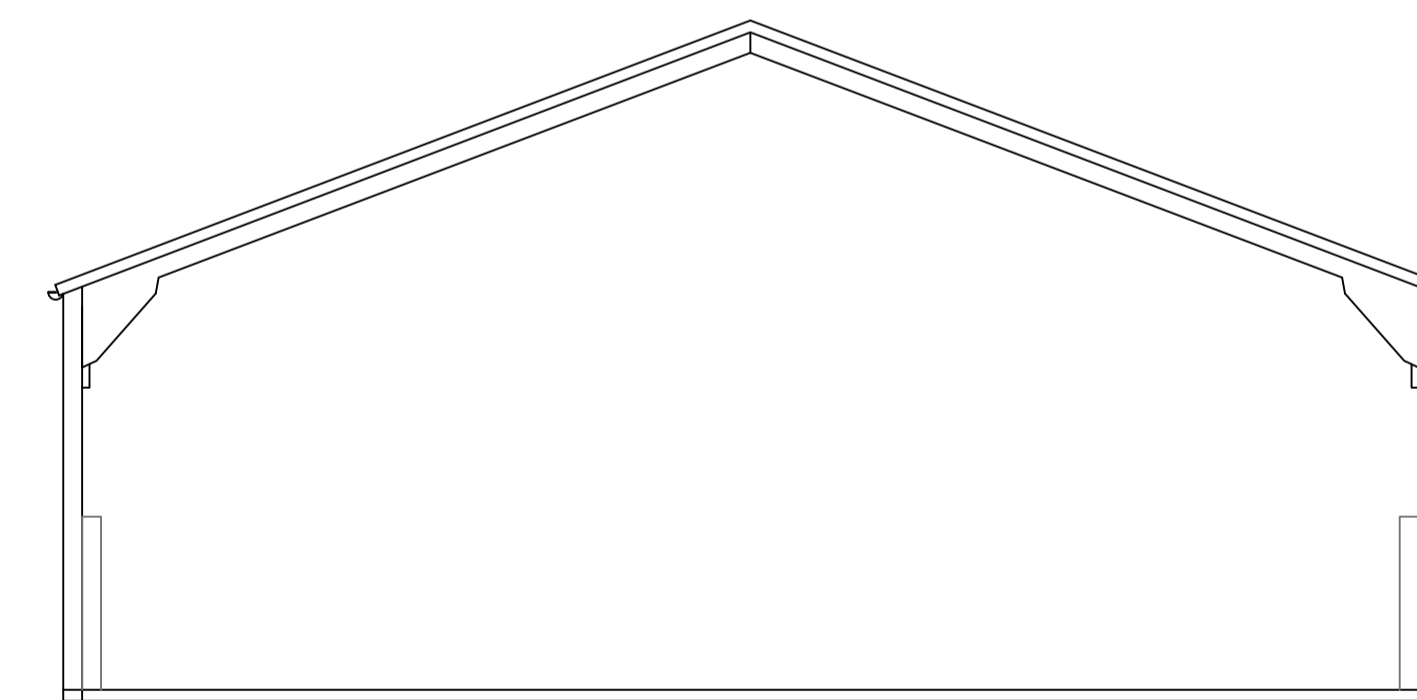
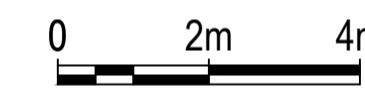


Existing and Proposed North Elevation



Existing and Proposed Layouts

1:100



Through section A-A

<small>COPYRIGHT: This drawing is copyright and must not be reproduced without written consent. All Measurements to be checked on-site. Do not scale from this drawing.</small>	Rookery Farm, Melford Road, Acton, Sudbury, Essex, CO10 0BJ.	Existing & Proposed Elevations And Layouts. Section Through.
	Paper Size A1 SCALE 1:100 DATE 27/09/2023 PROJECT NO. 2543 DWG. NO. P01	DRAWN BY Tony Wright CHECKED BY Andy Cameron <small>CIAT(Affiliate), OCDEA</small>
Wright Ruffell Cameron Architectural Design Service Beaver House Plough Road Centre Great Bentley Essex CO7 8LG Tel: 01206 250601 Fax: 01206 251443 e-mail: andy@wrcads.co.uk Web Site: wrcads.co.uk		