









Do not scale from this drawing. Dimensions to be verified on site by contractor prior to commencement of work.

This is the copyright of the practice and may not be reproduced in part or in whole without the prior written consent of the practice.

-  Proposed wall
-  Boundary line
-  Existing wall
-  Proposed beam
-  Existing removed
-  1.8m head height
-  Proposed rooflight
-  1.5m head height

NOTES

REV	DATE	DESCRIPTION
-	-	-
-	-	-
-	-	-
-	-	-
-	-	-

JOB DESCRIPTION  
**Proposed loft conversion, facade alterations, floor plan reconfiguration and all associated works**

ADDRESS  
**88 Woodland Way  
 West Wickham  
 BR4 9LT**

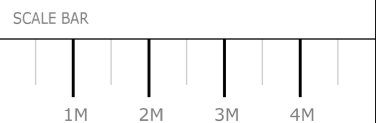
CLIENT  
**G. Vaughan**

DRAWING DESCRIPTION  
**Existing Elevations**

SCALE SHEET SIZE  
**1:100 A3**

DATE REVISION  
**14-07-2023 -**

DRAWINGS NUMBER PLANNING  
**169- EX - 202 Permitted Development**



Rear Elevation (West)



Side Elevation (South)