


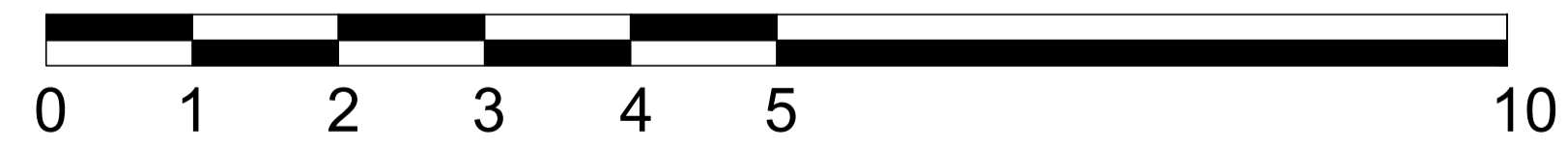


SECTION C-C
REFER Drg. no.
AC (PA) 002

SECTIONAL ELEVATION THRO' B-B
(East Elevation)

SECTIONAL ELEVATION THRO' A-A
(East Elevation)

-  INDICATES PROPOSED AIR SOURCE HEAT PUMP (ASHP)
1100mm WIDE X 1565mm HIGH X 450mm DEEP
Colour White
-  INDICATES PROPOSED AIR SOURCE HEAT PUMP ALTERNATIVE LOCATION
-  INDICATES 45degree SHADOW LINE FROM ASHP UNIT



SCALE BAR 1:50
1:50@A1 1:100@A3

DO NOT SCALE FROM THIS DRAWING.
CONFIRM ALL DIMENSIONS INSITU.

REVISION NOTES

STATUS
PLANNING

DRAWING TITLE
PROPOSED ELEVATIONS

PROJECT
AIR SOURCE PUMP
APPLICATION FOR
45A PORTLAND STREET
LEITH
EH6 4AZ

SCALE
1:50 @ A1
1:100 @A3
DATE
OCT. 2023

DRAWING NUMBER
AC (PA)003

REVISION