

Monitoring Details

Provider Name:	My Home Needs Ltd	Monitoring Interval:	6 Weekly
Instruction Date:	19/05/2021	Number of Visits:	14
Reading Date:	14/11/2022	Visits Completed:	13
Date of Issue:	21/11/2022	Visits Outstanding:	1

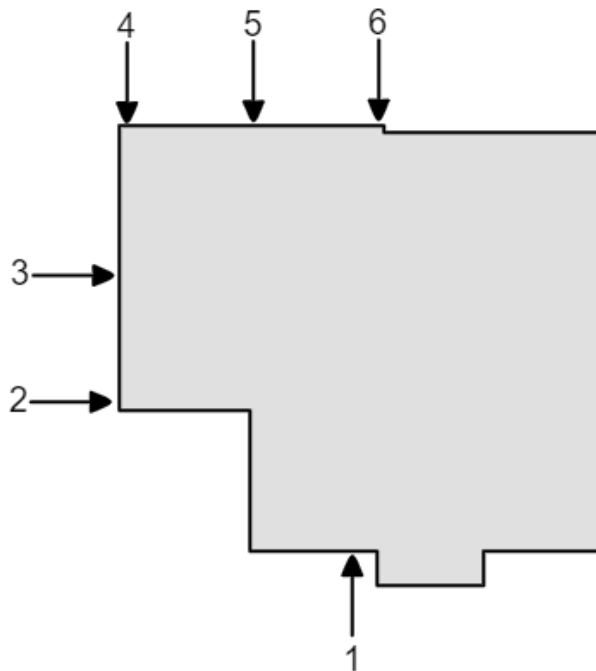
Client Details

Client:	Sedgwick
Job Reference:	9255790

Monitored Address

Address:	21 Freeman Avenue, Ipswich, IP6 0RZ
-----------------	--

Site Plan



Level Readings (Displayed in metres)

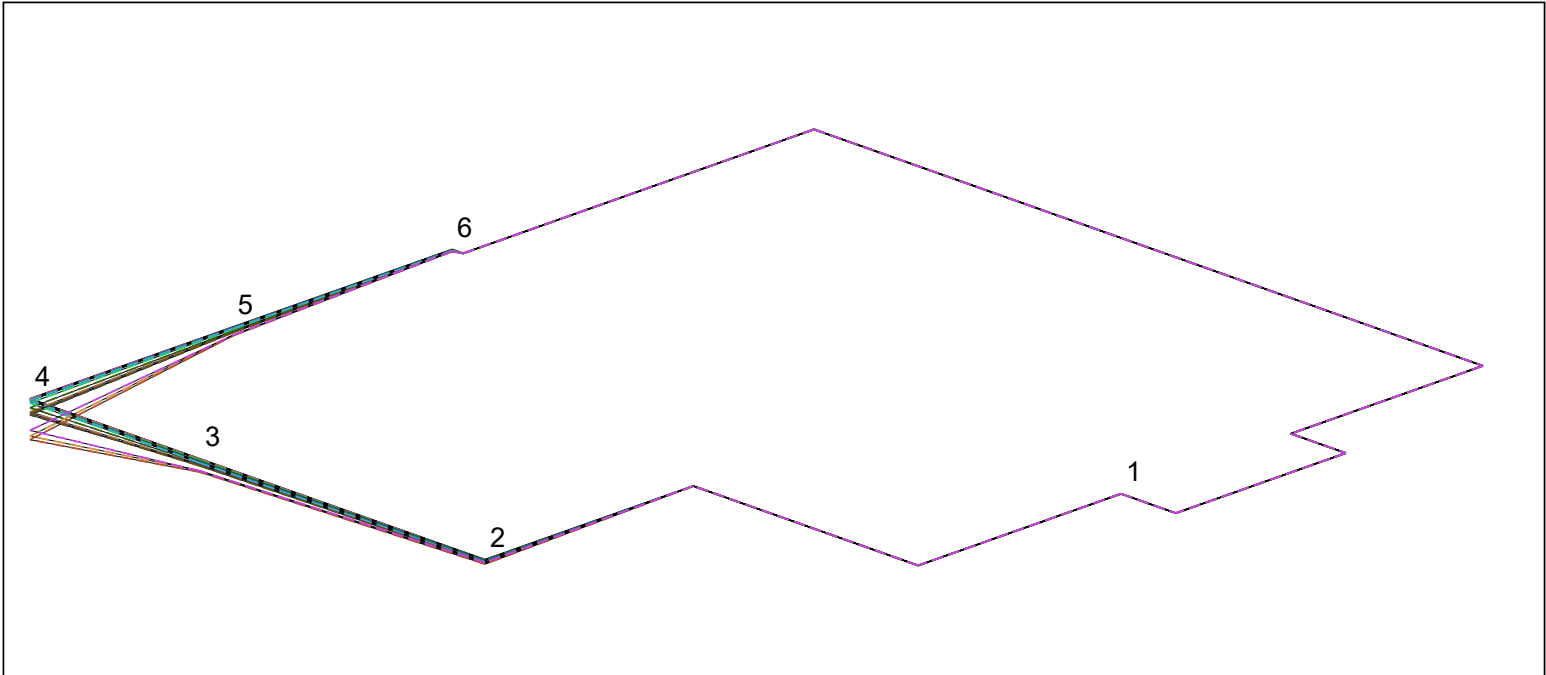
Visits	1	2	3	4	5	6
02/06/2021	10.0000	9.9844	9.9828	9.9628	9.9782	9.9883
22/07/2021	10.0000	9.9840	9.9822	9.9620	9.9775	9.9884
03/09/2021	10.0000	9.9838	9.9796	9.9551	9.9756	9.9881
22/10/2021	10.0000	9.9829	9.9793	9.9533	9.9750	9.9873
30/11/2021	10.0000	9.9843	9.9804	9.9575	9.9759	9.9881
12/01/2022	10.0000	9.9839	9.9809	9.9603	9.9769	9.9880
01/03/2022	10.0000	9.9842	9.9814	9.9617	9.9778	9.9882
12/04/2022	10.0000	9.9841	9.9809	9.9619	9.9780	9.9881
24/05/2022	10.0000	9.9830	9.9804	9.9619	9.9774	9.9876
07/07/2022	10.0000	9.9826	9.9786	9.9542	9.9749	9.9872
22/08/2022	10.0000	9.9820	9.9758	9.9408	9.9735	9.9874
29/09/2022	10.0000	9.9818	9.9750	9.9387	9.9730	9.9871
14/11/2022	10.0000	9.9827	9.9757	9.9442	9.9734	9.9873

1: Datum is level station 1, it has an assumed value of 10,0000m. Secondary datum is a gully to the front of property. If this is not suitable please advise if a deep datum is required.

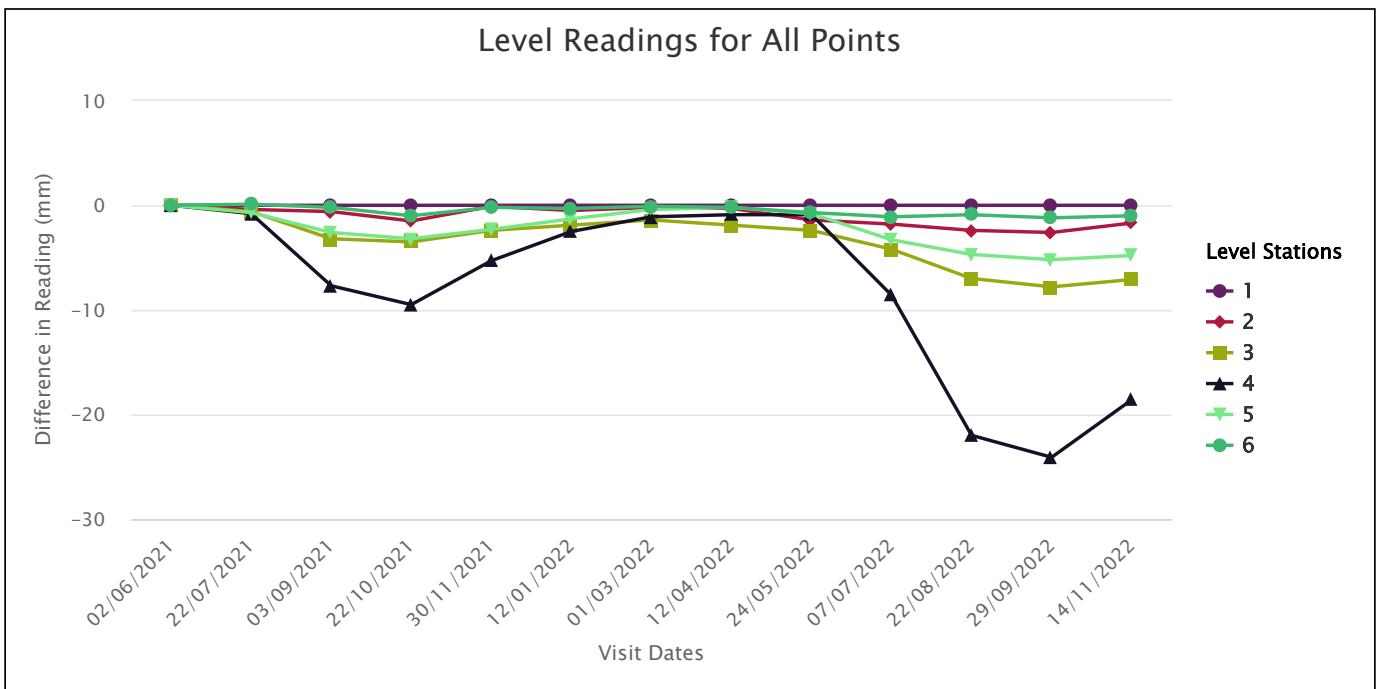
Level Readings Difference (Displayed in millimetres)

Visits	1	2	3	4	5	6
02/06/2021	N/A	N/A	N/A	N/A	N/A	N/A
22/07/2021	0.00 =	-0.40 ↓	-0.60 ↓	-0.80 ↓	-0.70 ↓	0.10 ↑
03/09/2021	0.00 =	-0.20 ↓	-2.60 ↓	-6.90 ↓	-1.90 ↓	-0.30 ↓
22/10/2021	0.00 =	-0.90 ↓	-0.30 ↓	-1.80 ↓	-0.60 ↓	-0.80 ↓
30/11/2021	0.00 =	1.40 ↑	1.10 ↑	4.20 ↑	0.90 ↑	0.80 ↑
12/01/2022	0.00 =	-0.40 ↓	0.50 ↑	2.80 ↑	1.00 ↑	-0.10 ↓
01/03/2022	0.00 =	0.30 ↑	0.50 ↑	1.40 ↑	0.90 ↑	0.20 ↑
12/04/2022	0.00 =	-0.10 ↓	-0.50 ↓	0.20 ↑	0.20 ↑	-0.10 ↓
24/05/2022	0.00 =	-1.10 ↓	-0.50 ↓	0.00 =	-0.60 ↓	-0.50 ↓
07/07/2022	0.00 =	-0.40 ↓	-1.80 ↓	-7.70 ↓	-2.50 ↓	-0.40 ↓
22/08/2022	0.00 =	-0.60 ↓	-2.80 ↓	-13.40 ↓	-1.40 ↓	0.20 ↑
29/09/2022	0.00 =	-0.20 ↓	-0.80 ↓	-2.10 ↓	-0.50 ↓	-0.30 ↓
14/11/2022	0.00 =	0.90 ↑	0.70 ↑	5.50 ↑	0.40 ↑	0.20 ↑

Relative Movement (Relative Survey, for illustration purposes only)



Level Readings Chart



Homeowner Notes

Visit	Homeowner Notes
22/07/2021	No concerns raised.
03/09/2021	No concerns raised.
22/10/2021	No concerns raised.
30/11/2021	No concerns raised.
12/01/2022	No concerns raised.
01/03/2022	No concerns raised.
12/04/2022	No concerns raised.
24/05/2022	No concerns raised.
07/07/2022	No concerns raised.
22/08/2022	No concerns raised.
29/09/2022	No concerns raised.
14/11/2022	No concerns raised.