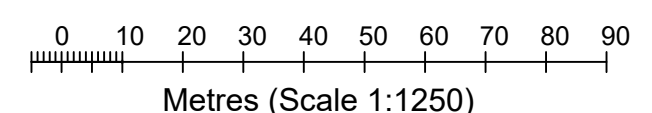
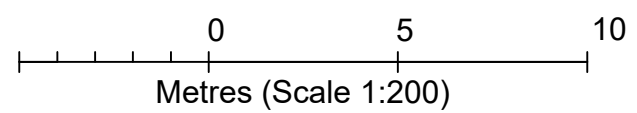
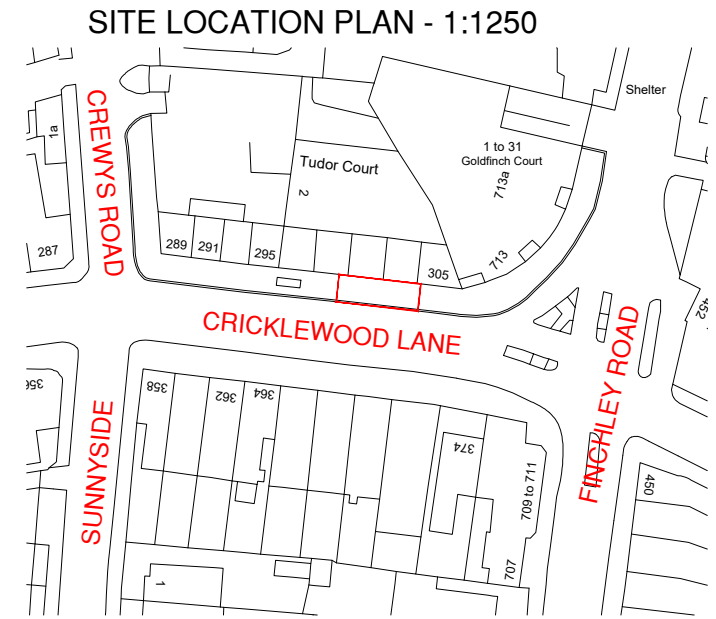
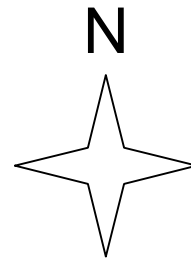


Legend

- BT Existing BT Chamber
- Existing Lamp Post
- Existing Sign Post
- sb Existing Salt Bin
- G Existing Gas Service/ Chamber
- W Existing Water Service/ Chamber
- E Existing Electrical Chamber
- ctv Existing CATV Service
- tfl Existing TFL Chamber
- Existing TFL Gulley



NOTES.
1. All measurements on drawing are in mm

REV	DATE	BY	DESCRIPTION	CHK	APD
D	03/11/23	dds	Titleblock Amended		
C	13/09/23	dds	Amended to Comments		
B	02/08/23	dds	Amended to Comments		
A	05/05/23	dds	Issued For Approval		



CLIENT JOLT CHARGE					
ARCHITECT					
SCALE 1:200	DATE MAY'23	DESIGN/DRAWN dds8141	CHECKED L.T	APPROVED J.R	SHT A3
DRAWING No. JLT.001-EXISTING LAYOUT Rev D					

PROJECT LB BARNET JOLT CHARGING STATIONS
TITLE EXISTING SITE LAYOUT LBB 106 O.S 299-305 CRICKLEWOOD LANE, BARNET NW2 2JL EAST 525029, NORTH 186449