

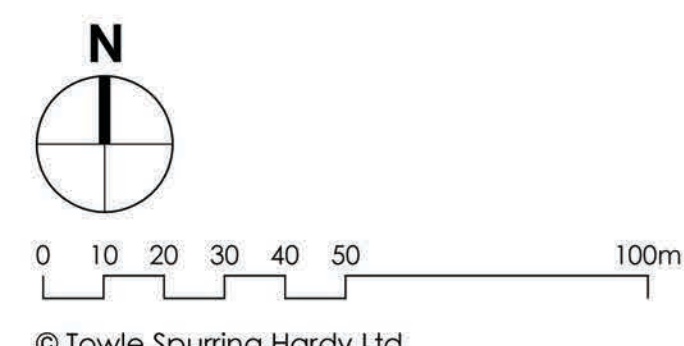


Do not scale dimensions from this drawing
 The survey information shown on this drawing is based on a survey prepared by a third party and TSH Architects accept no responsibility for the accuracy or completeness of the survey

KEY	
	Site boundary
	School Grounds

THE OLD SAN
ANNEX (TEMP. CLASSROOM)



Rev	Date	Description
A	27/06/23	Scale amended
/	14/06/23	Planning Issue



Tel: 01865 861281
tsharchitects.co.uk

St Edward's School	Date:	10/06/23
Oxford	Scale:	1:1250@A1
Existing Drawing	Status:	Planning
Location Plan	Drawn:	
2023009 - A - 02 - 021	Revision:	A