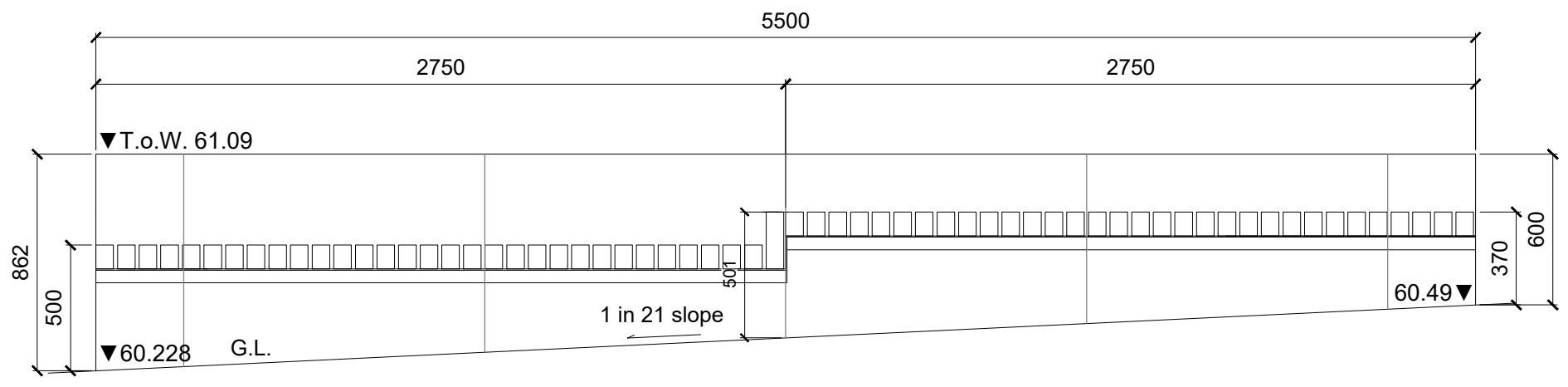
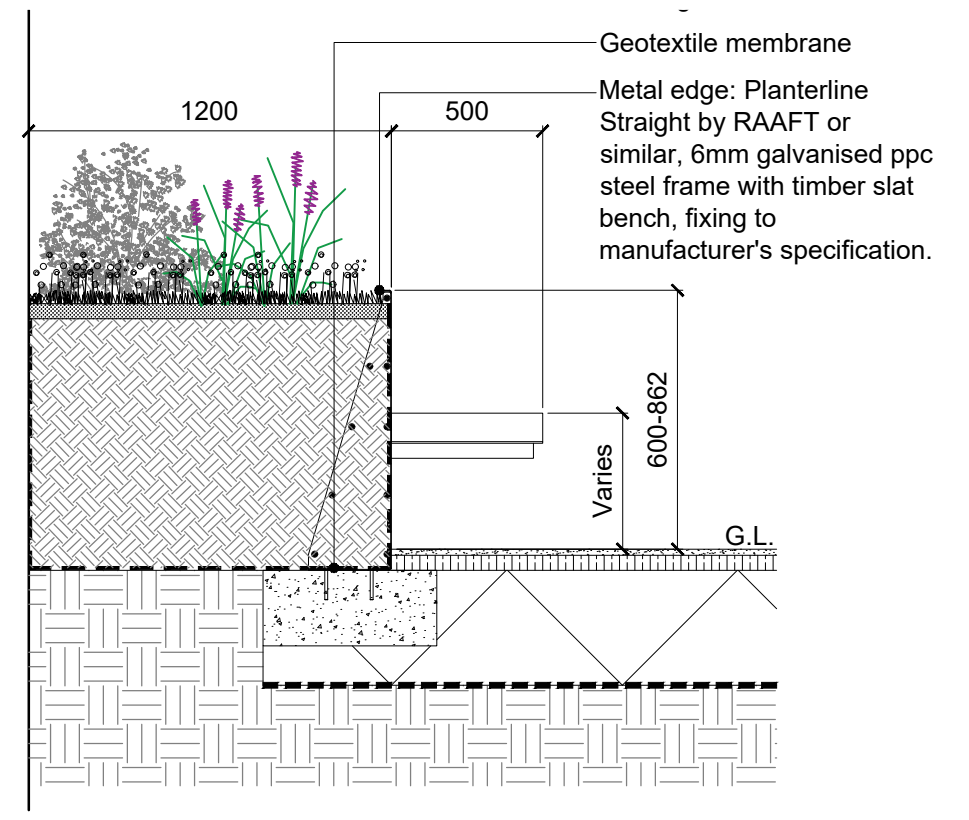


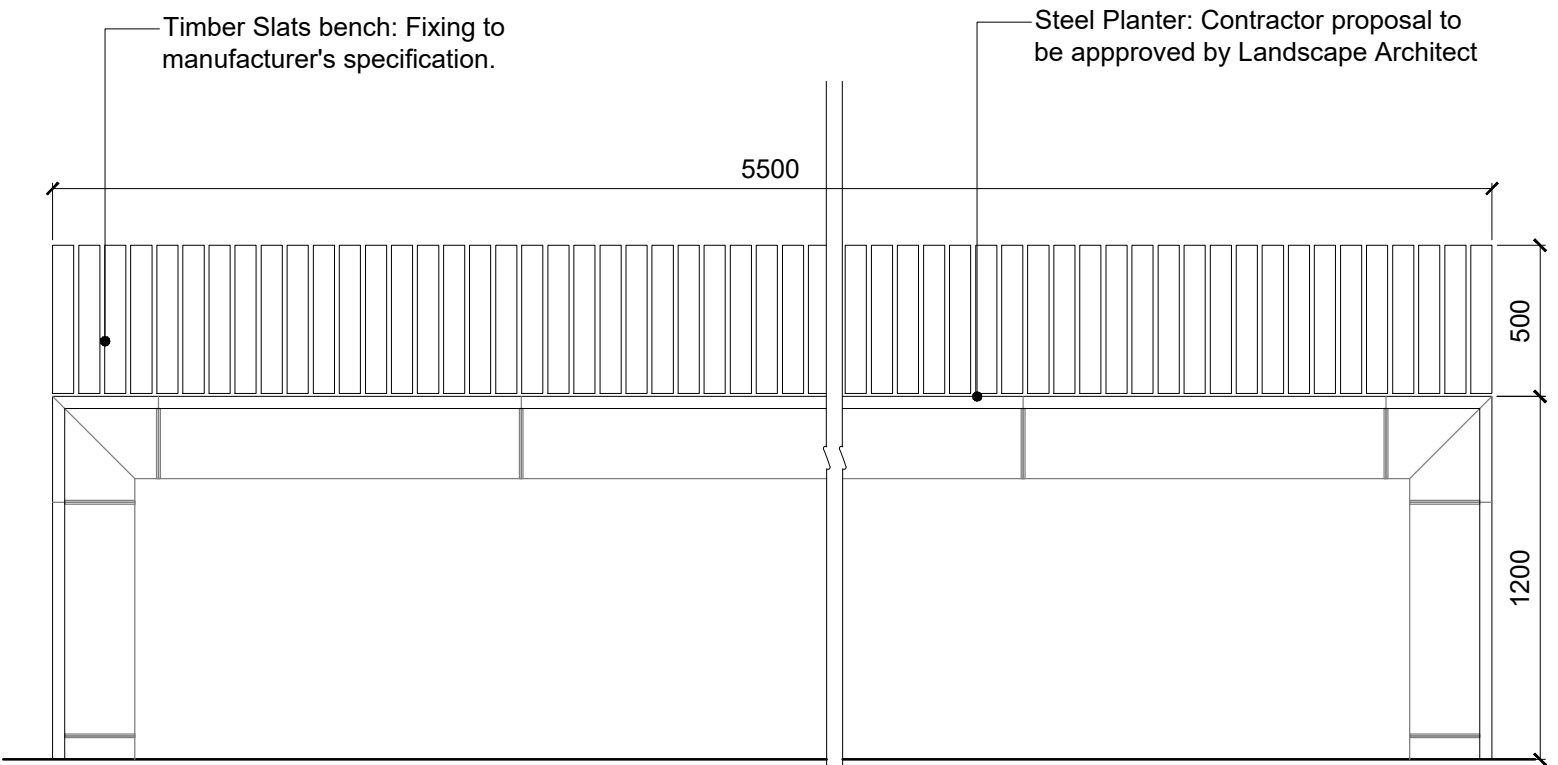
X:\JOBS\7379\_DRAGON\_SCHOOL\_DETAILED\_DRAWINGS\7379\_300\_DETAILS.DWG



01 PLANTER  
313 ELEVATION  
SCALE 1:25



02 PLANTER  
313 SECTION  
SCALE 1:25



02 PLANTER  
313 PLAN  
SCALE 1:25

**READ THIS FIRST**

**Note for Contractors**

This drawing should be considered along with the risk information contained in the CDM Pre Construction Information. This information will include details of the SIGNIFICANT risks which LDA Design has identified which may arise from constructing their designs shown on this drawing. A Competent Contractor should be aware of the typical risks associated with doing this work.



**Note for Workers**

DO NOT START YOUR WORK unless you know the Risks and Controls relating to the work on this drawing (including SAFE SEQUENCES OF WORK and EQUIPMENT).



Do not issue copies of parts of this drawing without the above Note for Workers (unless you are sure that the Workers can undertake the work safely).

REV.	DESCRIPTION	APP. DATE
C	Planter design changed	NT 12/06/23
B	Added setting out plan	NT 12/05/23
A	Construction Issue	NT 21/04/23

**LDĀDESIGN**

PROJECT TITLE  
**DRAGON SCHOOL**

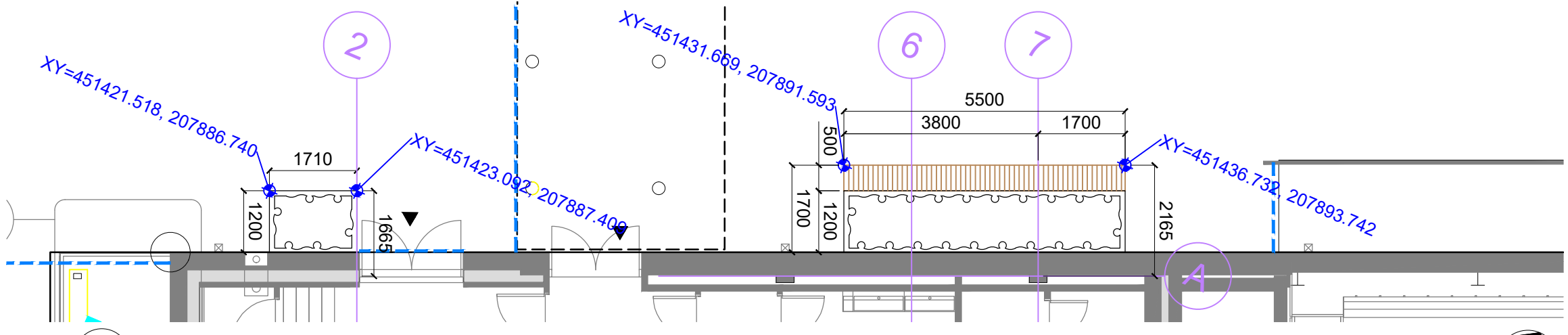
DRAWING TITLE  
**Planter with Seat Edge**

ISSUED BY	Oxford	T: 01865 887 050
DATE	April 2023	DRAWN KM
SCALE@A3	1:25	CHECKED NT
STATUS	Construction	APPROVED DW

**DWG. NO 7376\_313 C**

No dimensions are to be scaled from this drawing. All dimensions are to be checked on site. Area measurements for indicative purposes only.

© LDA Design Consulting Ltd. Quality Assured to BS EN ISO 9001 : 2015  
Sources Ordnance Survey



03 PLANTER  
313 SETTING OUT PLAN  
SCALE 1:100