



Scale 1 : 50

GENERAL NOTES : "This drawing is prepared solely for design and planning submission purposes. It is not intended or suitable for either Building Regulations or Construction purposes and should not be used for such".
Structural Design and Building Control Approval is required before construction commences. This drawing is subject to copyright do not reproduce this drawing without prior permission.

Project Description

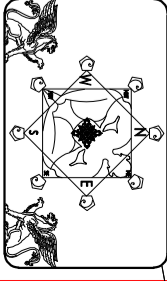
Erection of a front porch

Clients:

Mr Mainul Hoque

Proposed Development:

25 Shakespeare Avenue
Tilbury
RM18 8AP



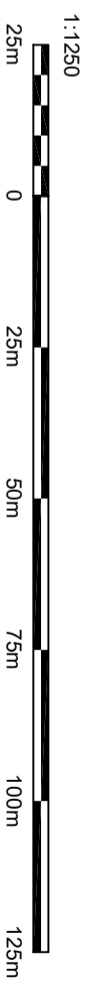
T.M.D.S.Ltd
Architectural Services
& Vastu Consultancy
Mobile : 07887555550

Issue:

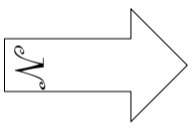
Planning Approval

Scale: A3@1:50 Date: 2023/10/25

Job No: 921 Dwg No: 4



Location Plan Scale 1:1250



Existing Side Elevation

