

Rev	Amendment	Date
A	Rear garden design revised.	12/01/2023
B	Bamboo Screen added.	20/01/2023
C	Garden shed position rotated	24/01/2023
D	Rear garden revised.	13/07/2023

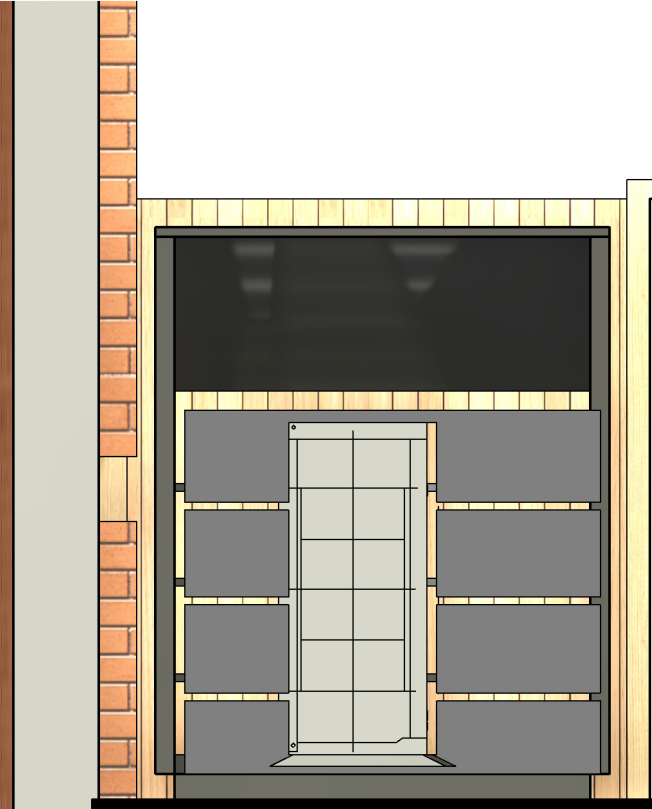


**1** Garden Outbuildings - Elevation  
1 : 20

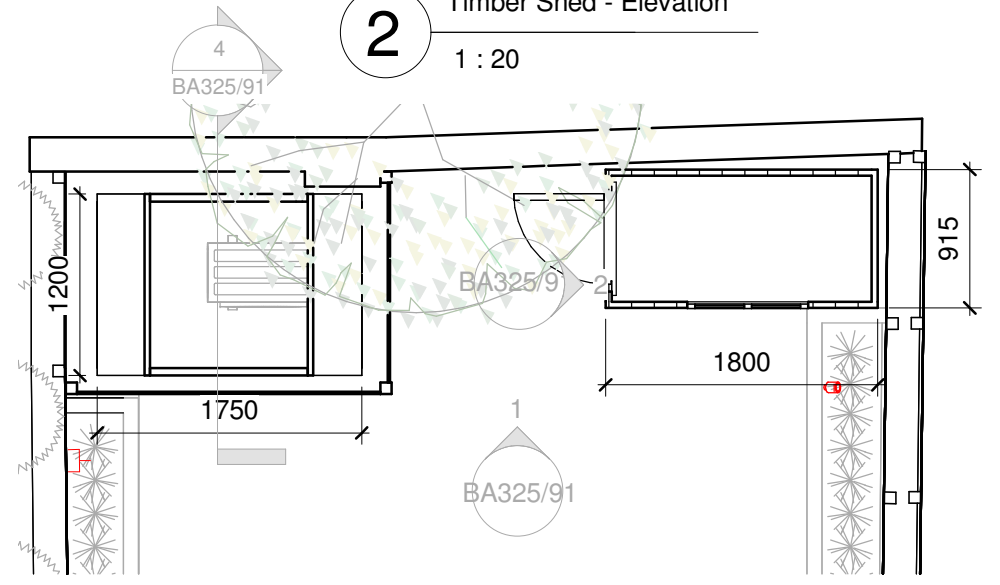
**2** Timber Shed - Elevation  
1 : 20



**3** Garden Outbuildings - View



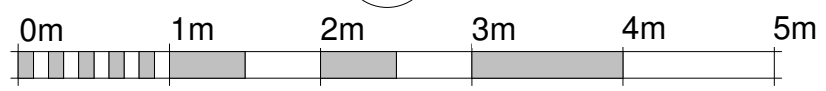
**4** Acoustic Enclosure - Section  
1 : 20



**5** Proposed Garden Outbuildings  
1 : 50



VISUAL SCALE 1:20 @ A3



VISUAL SCALE 1:50 @ A3

**BESPOKE ARCHITECTURE**  
Incorporating Stephen Wax Associates

TEL: 020 8954 6000  
WWW.BESPOKEARCHITECTURE.CO.UK  
stephen@bespokearchitecture.co.uk

Client Mr & Mrs Waidhofer	Site Address 42 Abbey Gardens, NW8 9AT	Date Nov 2023	Scale As indicated
Title <b>Proposed Garden - Garden Outbuildings Details</b>			Sheet size A3
This drawing remains the property of Bespoke Architecture and cannot be copied or reproduced without prior written consent. Unless otherwise stated dimensions shown are in mm. All plans drawn at 900mm above finish floor level.		Drawing BA325/91	Revision D
			Sheet 1/1