

Discharge of Conditions



Demolish conservatory, outbuilding and erect a single storey rear extension.

15 Portway, Wells, BA5 2BA
Mr & Mrs Robson

1922 Rev -

1.0 Introduction

The present application is made to discharge the following conditions of the Householder Approval 2023/0325/HSE

- Condition 3 - Materials - Submission of Schedule and Samples.
- Condition 4 - Sample Panel – Walling.
- Condition 5 - Joinery Details - Submission of Details

2.0 Condition 3 & 4 – Materials – Schedule and Samples

1. Extension external wall material:

Weinerberger – Sandown Red smooth class B brick.

A sample panel has been built on site, see adjacent picture.



2. Extension roofing material:

Weinerberger / Koramic – Modula clay double roman tiles



The screenshot shows the product page for 'Modula Natural Red' tiles on the Koramic website. The page includes a navigation menu, a search bar, and a 'Next Steps' section with links to 'Find a stockist', 'Have a question?', and 'Downloads'. The main content area features two images of the tiles, a 'Koramic' logo, and a detailed description: 'The Modula clay double roman is a New Generation clay tile that brings the ease and speed of installation of a concrete tile, while offering the aesthetics that only natural clay can bring.' Below this, it lists 'Minimum Roof Pitch' (17.5° at a minimum of 100mm headlap, 22.5° at a minimum of 75mm headlap) and 'Covering Capacity' (9.0 tiles per m2 at 75mm headlap, 9.7 tiles per m2 at 100mm headlap). A 'Technical Data' table is also present:

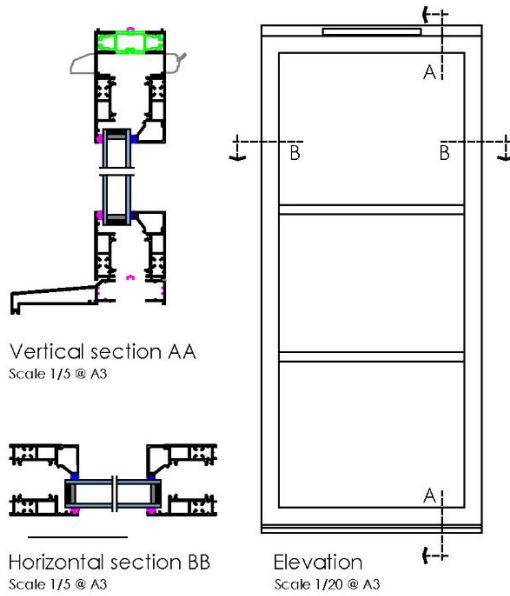
Technical Data	
Maximum Weight Per Sqm	40.7 kg
Quantity Per Pallet	240
Additional Information	
Length x Width	443 x 328 mm
Cover Width	300 mm
Hanging Length	416 mm
Profile Depth	54 mm
Minimal Batten Gauge	325 mm
Maximum Batten Gauge	370 mm

3.0 Condition 5 - Joinery Details - Submission of Details

1. Extension 1 no casement window:

Garnalex/Sheerline – Prestige – aluminium Anthracite grey casement window

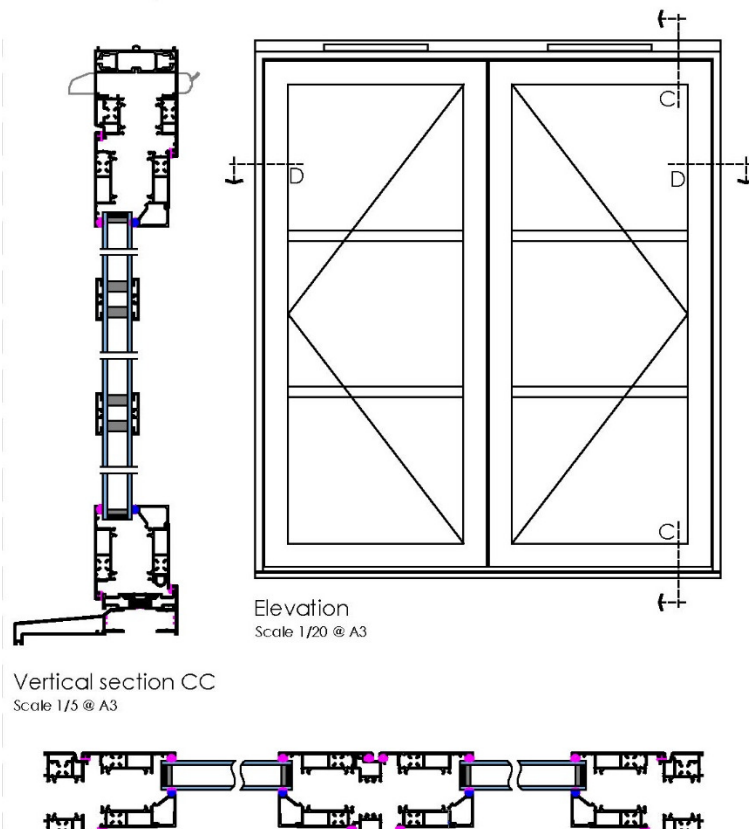
Joinery 1 - Casement window



2. Extension 1 no patio door:

Garnalex/Sheerline – Prestige – aluminium Anthracite grey open out French door

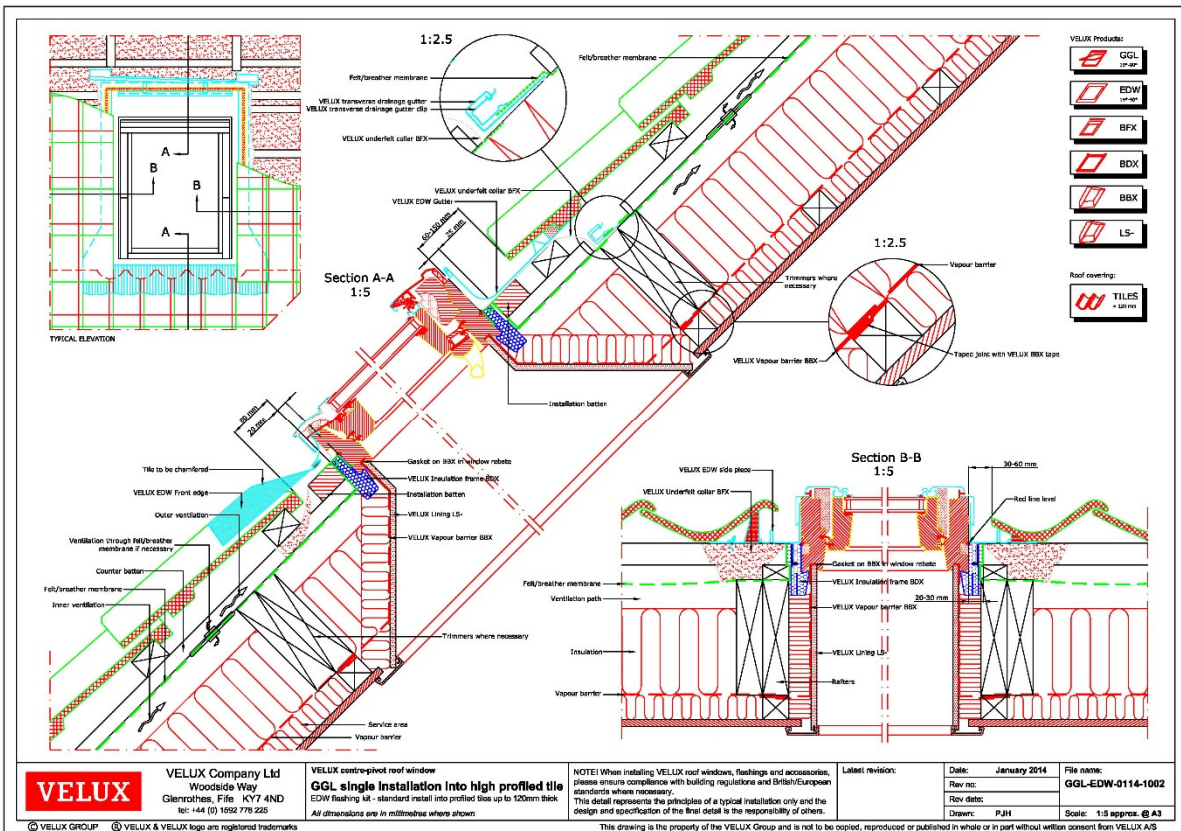
Joinery 2 - Patio door



3. Extension 3no sloping rooflights:

2no - **Velux GGL mk06 2070** – 780mm x 1180mm centre pivot - double glazing.

1no- **Velux GGL mk04 2070** – 780mm x 980mm centre pivot - double glazing.



4. Extension 3no flat roof rooflights:

3no - **Sika** - 1000mm wide x 1000mm high – aluminium flat roof rooflight - Anthracite grey (7016M) - neutral glass @ 50mm triple glazed

