



Technical detail: 1 - Kitchen - Supply & Fit - Remove & replace

Quantity: 1

☀ Viewed from outside

💡 Viewed from inside



### Stormproof Casement


Frame: Slim Bevel  
 Sash: Slim Bevel  
 Mullion: Standard Bevel  
 Bead: Bevel  
 Cill: Standard  
 Astragal bar: Standard Bevel  
 Frame Joint Type: Welded  
 Sash Joint Type: Welded

Colour: Smooth White

Profile Trickle Vent: Small White  
 Window Handle: Connoisseur Gold

Glass: Double Glazed (Annealed) - Black Spacer - back to back spacer - Clear

This is a copy of the technical drawing of a window. It is not a photograph and should not be used for marketing purposes. It is intended for use as a technical drawing only. All rights reserved. © 2023 InVision Windows & Doors Ltd. All rights reserved. No part of this document may be reproduced without the prior permission of the copyright owner.




Technical detail: 2 - Front Bedroom - Supply & Fit - Remove & replace

Quantity: 1

☀ Viewed from outside



💡 Viewed from inside




## Stormproof Casement

Frame: Slim Bevel  
 Sash: Slim Bevel  
 Mullion: Standard Bevel  
 Bead: Bevel  
 Cill: Standard  
 Astragal bar: Standard Bevel  
 Frame Joint Type: Welded  
 Sash Joint Type: Welded

Colour: Smooth White

Profile Trickle Vent: Small White  
 Window Handle: Connoisseur Gold

This copy has been made by or with the authority of Midlothian Council pursuant to Section 47 of the Designs and Patents Act 1988. Unless that Act provides a relevant exception to copyright, the copy must not be copied without the prior permission of the copyright owner.



Glass: Double Glazed (Annealed) - Black Spacer - back to back spacer - Clear