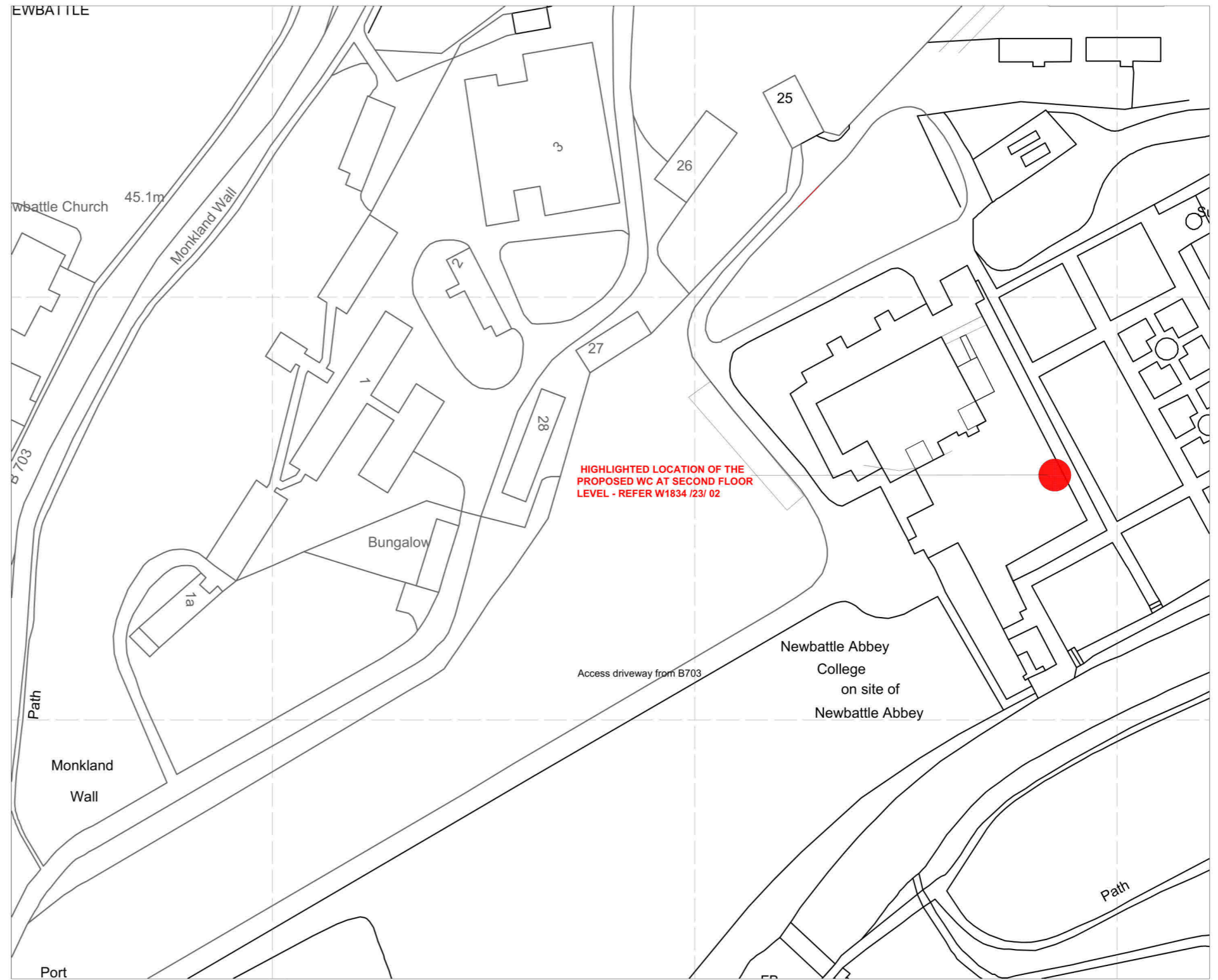


Site Location Plan


- Access driveway from B703
Restricted width at entrance piers
- BLUE indicates extent of ownership boundary
- Indicates location of the works within the College




This copy has been made by or with the authority of Midlothian Council pursuant to Section 47 of the Designs and Patents Act 1988. Unless that Act provides a relevant exception to copyright, the copy must not be copied without the prior permission of the copyright owner.



HIGHLIGHTED LOCATION OF THE PROPOSED WC AT SECOND FLOOR LEVEL - REFER W1834 /23/ 02



client NEWBATTLE ABBEY COLLEGE	scale As figured	drawn dw	date 12/ 19
	drawing Proposed Accessible WC Site / Location Plan		
job Newbattle Abbey College Capital Projects	STATUTORY CONSENT SUBMISSION		
	letter	revision	by
W 1834 /23 / L 01			 CLWG Orrison Lang, Willis + Galoway Architects <small>38 Dean Park Mews Edinburgh EH4 1ED Telephone 0131 315 2940 www.CLWG-Architects.com</small>