




**EXISTING SITE PLAN 1:500**

- TREES**  
 1. 7m high Pine 2. 8m high Maple 3. 8m high Oak  
 4. 5m high Maple 5. 6m high Sycamore 7. 2m high Cherry  
 8. 2m high Maple




Scale 1:500




**PROPOSED SITE PLAN 1:500**

- TREES**  
 1. 7m high Pine 2. 8m high Maple 3. 8m high Oak  
 4. 5m high Maple 5. 6m high Sycamore 7. 2m high Cherry  
 8. 2m high Maple



Scale 1:500



Site <b>Mr &amp; Mrs Winstanley</b> 2 Lords Close Sewards End Saffron Walden CB10 2EN	
Project Proposed Ground Floor Rear Extension & First Floor Side Extension.	
Drawing Existing & Proposed Site Layouts	
<b>A &amp; M Architecture</b> Architectural & Technical Services Limited	
Job/ Drawing No. <b>23/07/PL/02</b>	Revision -
Scale <b>1:500 @ A2</b>	Date <b>July 2023</b>