

Concrete Garage Specification


Walls: 64mm (2.5") thick steel reinforced concrete panels with Canterbury Spa finish

Roof: Corrugated fibre-cement (non asbestos) sheets on welded steel trusses and timber purlins

Doors: Steel up & over canopy style door(s) or traditional timber opening door(s)


Timber or steel hinged personal door.

All exterior timber treated with water repellent stain




Pent roof garages (Single & Double)

Height at front: 2260mm (7' 5")
Height at rear: 2030mm (6' 6")




Apex roof garages (Single & Double)

Height at ridge: 2590mm (8' 6")
Height at eaves: 2060mm (6' 9")



Proposed garage for:

.....
11 Fisher Close Collingham Newark Notts NG23 7SL
.....
.....
.....
.....
.....



Contact:
Birstall Garden & Leisure
Sibson Road
Birstall
Leicestershire
LE4 4DX

Tel 0116 267 7091
Fax 0116 267 7091
E-mail sales@birstall.com
Web www.birstall.com