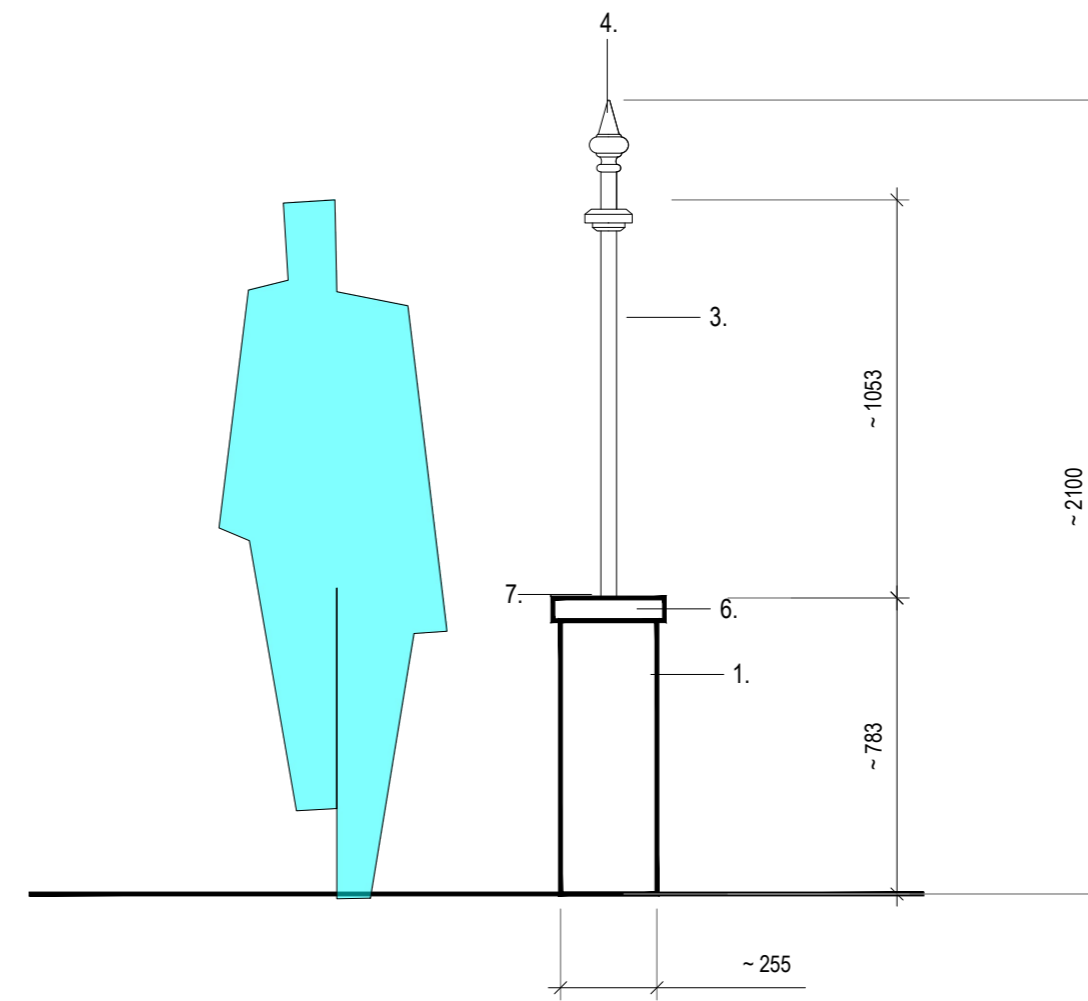
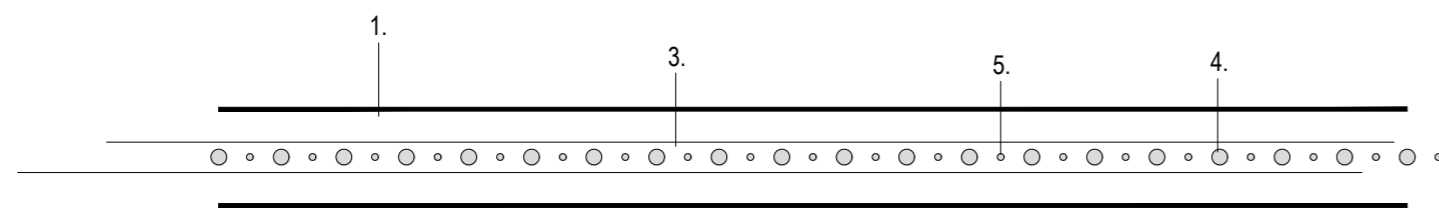


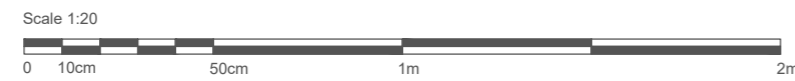
'F5' - PROPOSED RAILING (to match existing 'F1')
SCALE 1:20 (TYPICAL REAR ELEVATION)



'F5' - PROPOSED RAILING (to match existing 'F1')
SCALE 1:20 (TYPICAL SIDE ELEVATION)



'F5' - PROPOSED RAILING (to match existing 'F1')
SCALE 1:20 (TYPICAL PLAN VIEW)



1. Existing block work wall (unlisted) to be cleaned and rendered
2. Proposed metal posts
3. Proposed horizontal metal top rail
4. Proposed metal finial detail
5. Proposed decorative infill post with metal finial
6. Proposed natural coping stone
7. Vertical bar posts to be fixed into pre drilled holes in stone plinth

NOTE :

Proposed railings 'F5'

- Proposed railing to match existing railings 'F1' by Palace Place.
- Final dimensions to be confirmed following final site measure by fabricator and production of cutting schedules

NOTES

This drawing is Copyright and shall not be produced nor used for any other purpose without the written permission of the Landscape Architects.

Do not scale from this drawing.

The Contractor is responsible for checking all dimensions on site and report any discrepancies, errors or omissions to the Landscape Architects immediately.

The Contractor shall ensure that all goods, materials and workmanship conform with current British Agreement Certificates, British Standards and Building Regulations, and ensure that all works are executed in full compliance with all current Codes of Practice and Regulations in respect of Health & Safety.

Rev	Date	By	Description	Ckd



Drawing Status		N 4
For Planning		
Project: Royal Pavilion Gardens		
Drawing Title: Technical Details - Proposed Railing 'F5'		
Client: Brighton & Hove Museums		
Scale: as shown @ A2	Job No.: 22-725	
Date: 18.05.22	Drawing No.: 725-353	