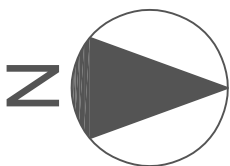


Figured dimensions are to be used in preference to scaled ones. All dimensions to be checked by contractor before commencing work and any discrepancies reported to the client. The client is responsible for the accuracy of the information provided and the drawing is issued on the condition that it is not copied, reproduced, retained or disclosed to any unauthorized person either wholly or in part without the consent of 88 Architectural planning services.

Notes:

Xref: @ 0.0.0

Site Address:  
31 Orchard Way  
Churchdown  
Gloucester  
GL3 2AP



FOR APPROVAL

CONSTRUCTION  
AS BUILT

| Rev | Date     | By  | Description   |
|-----|----------|-----|---|
| A   | 23/10/27 | DJW | Project Title Amended to Suit Planners Comments, Road Names Added to Plans, Porch Added to Plans. |

Client:

Mr & Mrs Leathem-Pugh

Project Name:

Erection of a Single Storey Rear Extension  
& Front Porch Extension

Drawing Title:

Location & Block Plans

88 ARCHITECTURAL  
PLANNING SERVICES

t: 07583 784920

d.walker88@btinternet.com

ACAD dwg. file:

88-072.dwg

Project No:

88-072

Scale:

As Shown @ A3

Drawn By:

DJW

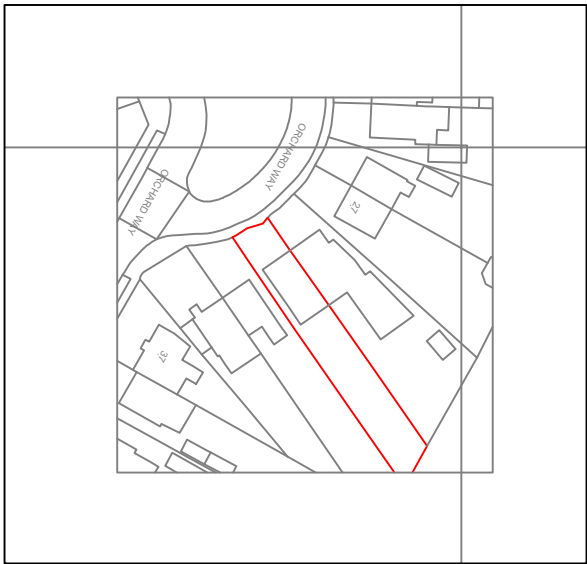
Date: y/m/d

230924

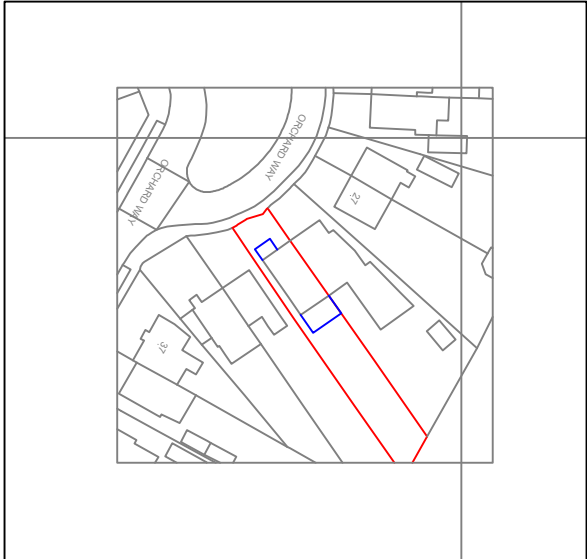
DWG No:

003

# 003 - Location & Block Plans



Existing Location Plan 1:1250 @ A3



Proposed Location Plan 1:1250 @ A3



Existing Block Plan 1:500 @ A3



Proposed Block Plan 1:500 @ A3