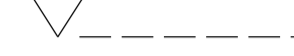
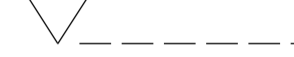


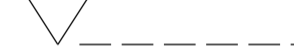
Ridge = 10.702



2FC = 9.177



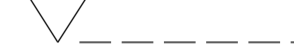
2FL = 6.852



1FC = 6.542



1FL = 3.572



GFC = 3.262



GF = 0.00



LGF = - 800



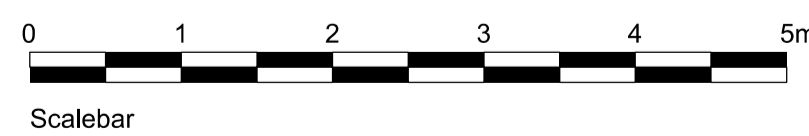
Existing Front Elevation

**KJC**  
architects

2 Grove Cottage  
Old Watercress Walk  
Carshalton, SM5 3BD  
+44 (0) 20 3745 4405

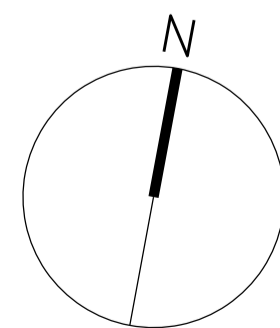
212 High Street  
Sutton, SM1 1NU

Existing Elevations					
INFORMATION 1:50@A1 or 1:100@A3					
Project No	Type	Blg	Number	Zone/Lvl	Rev
2322	E	01	0020	ZXX	01



--- Area to be removed/demolished

North



Notes:  
 1. Do not scale  
 2. Contractor to Check all dimensions and report omissions and errors to the Architect

01 Issued to client	04.09.23 JS	KJC
No. Revision	Date	Initial Chkd