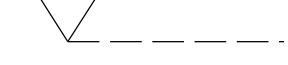
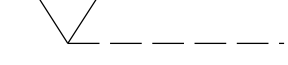


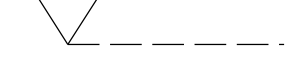
Ridge = 10.702



2FC = 9.177



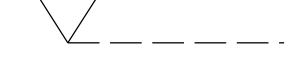
2FL = 6.852



1FC = 6.542



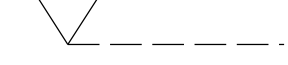
1FL = 3.572



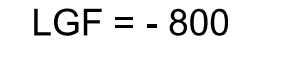
GFC = 3.262



GF = 0.00



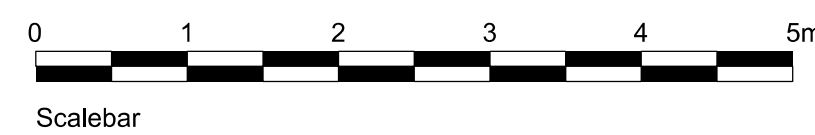
LGF = - 800



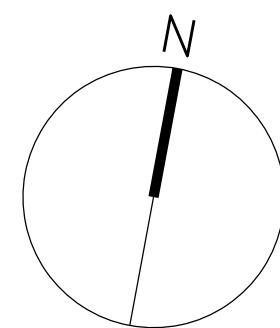
Existing Rear Elevation

KJC
architects

2 Grove Cottage
Old Watercress Walk
Carshalton, SM5 3BD
+44 (0) 20 3745 4405



North



--- Area to be removed/demolished

212 High Street
Sutton, SM1 1NU

Existing Elevations
INFORMATION 1:50@A1 or 1:100@A3

Project No	Type	Blg	Number	Zone/Lvl	Rev
2322	E	01	0021	ZXX	01

Notes:

- Do not scale
- Contractor to Check all dimensions and report omissions and errors to the Architect

01 Issued to client
No. Revision

04.09.23 JS KJC
Date Initial Chkd