


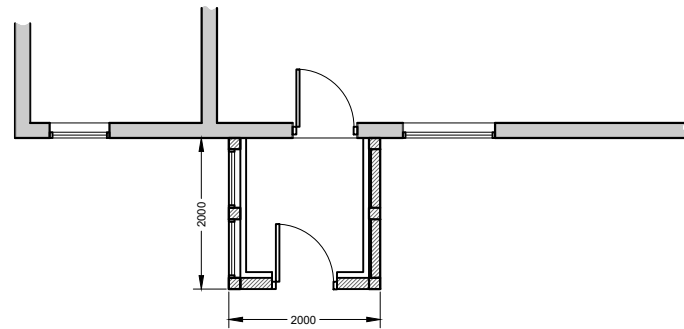
PROPOSED ELEVATIONS

1:100



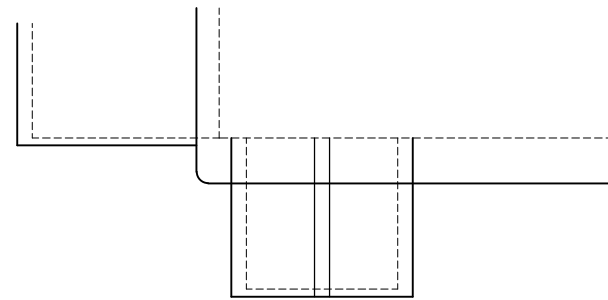
SOUTH

Brick plinth with exposed oak frame and render panels between.



**PROPOSED PORCH
GROUND FLOOR PLAN**

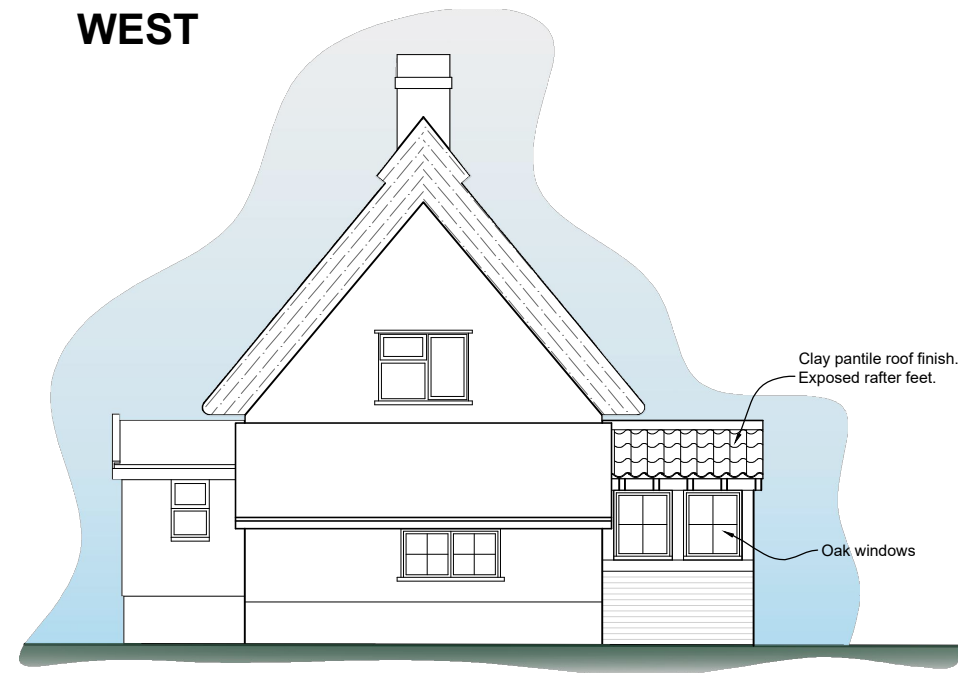
1:100



**PROPOSED PORCH
ROOF PLAN**

1:100

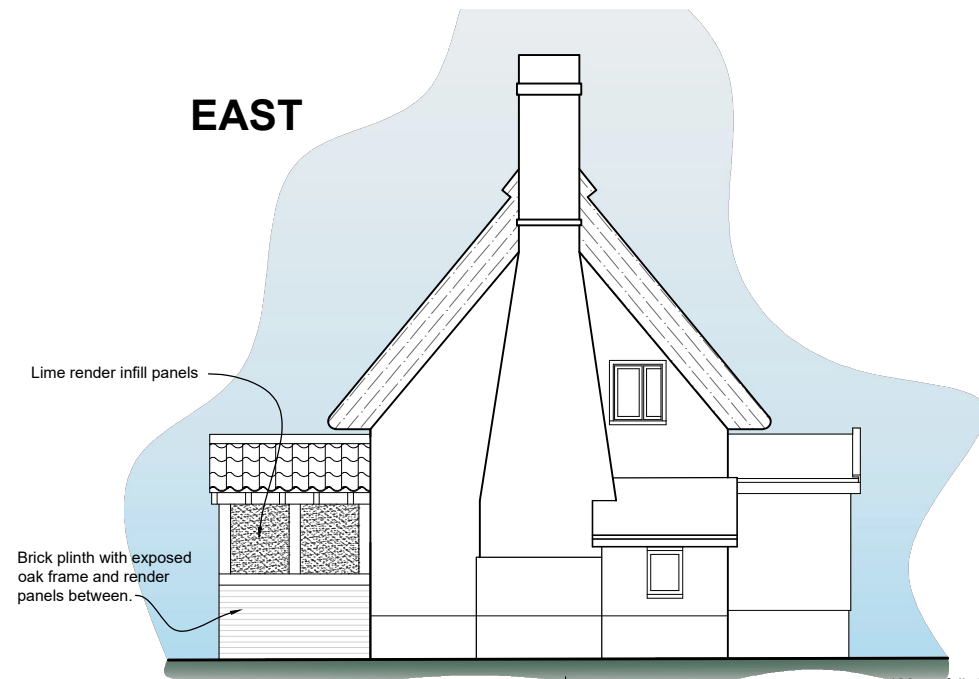
WEST



Clay pantile roof finish.
Exposed rafter feet.

Oak windows

EAST



Lime render infill panels

Brick plinth with exposed oak frame and render panels between.

100mm full size



NORTH

PROPOSED MATERIALS

- WALLS - OAK FRAME OVER RED BRICK PLINTH
- INFILL - LIME RENDER
- ROOF - RED CLAY PANTILE TO MATCH HOUSE
- DOOR - OAK BOARDED
- WINDOWS - OAK FRAMED - NATURAL FINISH

PLINTH BRICKWORK IN FLEMISH BOND IN LIME MORTAR

Stage PLANNING	Status
--------------------------	--------

Revisions

Architectural Management
 Architecture & Heritage Consultants 07508 705450
 www.architecturalmanagement.co.uk

Client Mr & Mrs K Abbott
 Project Brome Cottage, Brome, Suffolk.
 New Porch
 Drawing Proposed Plans and Elevations
 Project No. 220805 Drawing No. 12
 Date Sept 2023 Scale as noted @ A3

Do not scale
 © Architectural Management Ltd Reg No 09518230

