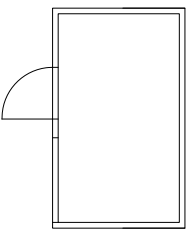



Timber Outbuilding 1: 2.9M wide x 1.7M deep x 2M high
 Walls: timber weatherboard with natural finish
 Roof: grey black felt with timber edging
 Window and door: timber with natural finish



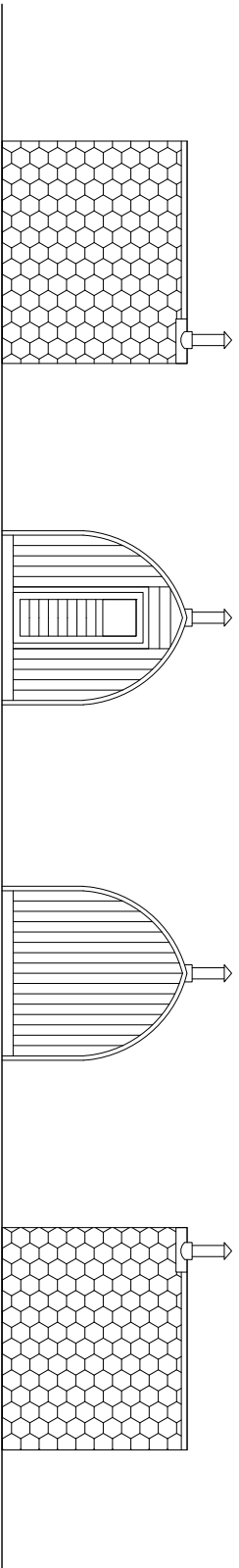
OUTBUILDING 1




Outbuildings: Timber clad boarding to shed




Outbuildings: Timber shingle to sauna




Timber Outbuilding 2: 3M long x 2.4M wide x 2.5M high to ridge
 Walls: natural weathered timber vertical boards and thermowood shingle
 Roof: thermowood shingle. Metal chimney 0.6M.
 Door: timber natural finish to match boards



OUTBUILDING 2



SCALE 1:100



MATERIALS:

OLD HOUSE:
 window and door Joinery: Painted timber to match

PROPOSED REPLACEMENT EXTENSION:
 Steel and Glass as above to wall and roof

NOTES

1. THESE ARE PLANNING DRAWINGS AND SHOULD ONLY BE USED FOR THAT PURPOSE
2. THESE ARE NOT CONSTRUCTION DRAWINGS

REV	BRIEF DETAILS	DATE
A	AMENDS	14.08.2023
B	AMENDS FOLLOWING ESTIMATE	13/09/23

PROPOSED MATERIALS AND SHEDS
 for 3 POLSTEAD STREET
 STOKE BY NAYLAND
 COLCHESTER
 CO6 4SA

© The copyright of this drawing
 belongs to Kay Pilsbury Thomas

NO.	2234	/	PD	/	205	REV	B	CHECKED	ST
SCALE	1:100	@	A3	DATE	JAN '23	DRAWN	OZ		

KAY PILSBURY THOMAS ARCHITECTS
 TEL: 01799 599208 FAX: 01799 599655
 WWW.KPT.CO.UK info@kpt.co.uk
 HONEYLANDS, RADWINTER, SAFFRON WALDEN, ESSEX, CB10 2TJ