



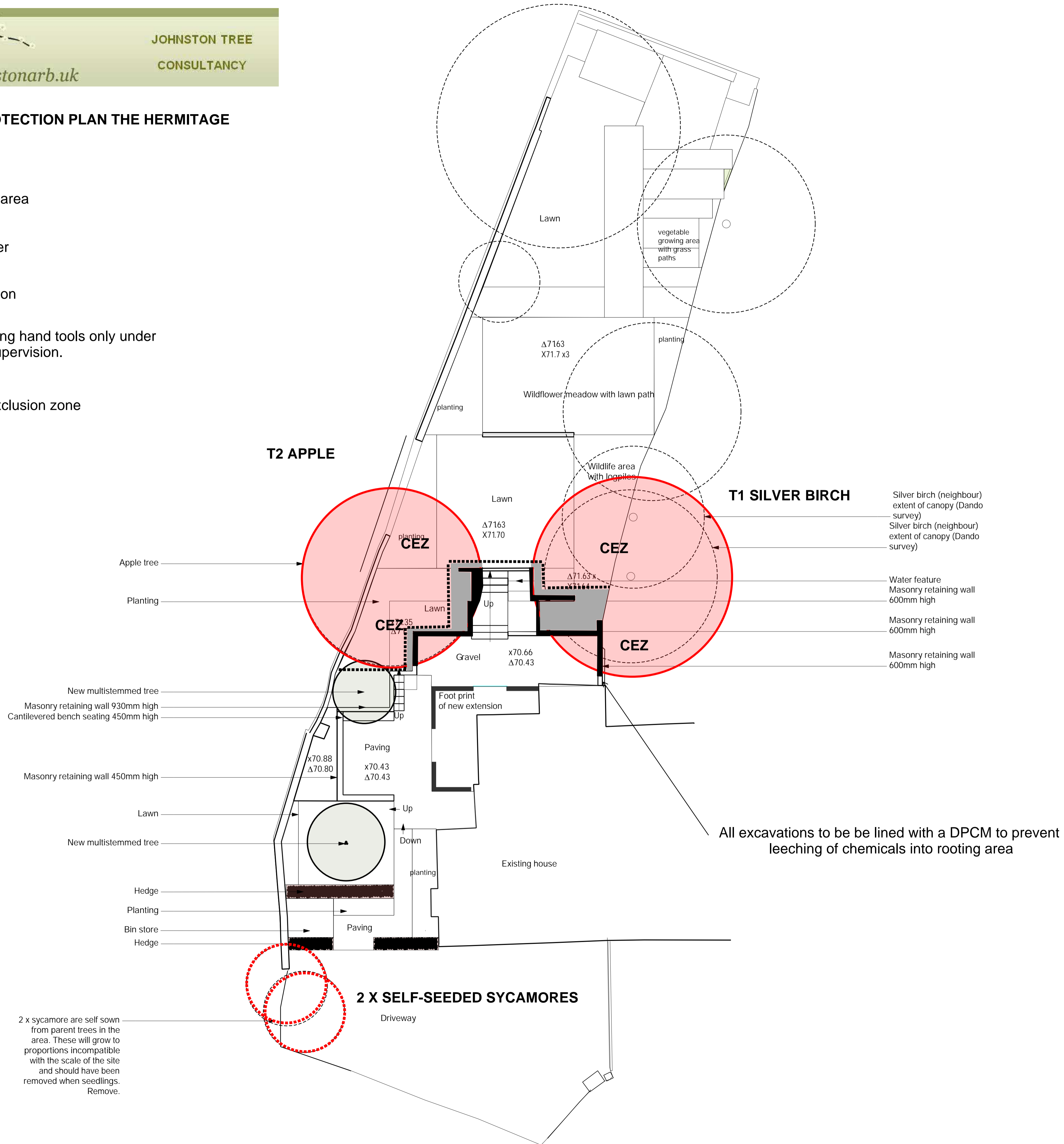


APPENDIX 3 TREE PROTECTION PLAN THE HERMITAGE

-  Root protection area
-  Protective barrier
-  Ground protection
-  Excavations using hand tools only under arboricultural supervision.
- CEZ** Construction exclusion zone



Four Farthings
McFauld Way
Whitchurch
Hampshire
RG28 7LR

Client:
Jo and Tim Fisher
The Hermitage
Church Street
Whitchurch
Hampshire
RG28 7AD

Project:
The Hermitage

Drawing Number: 10

Drawing Title:
Setting out - Annotations

Date: 1 November 2023

Sheet Scale: 1:100@A1

Revision Num:	Revision Date:

Notes:

x - existing spot height
Δ - new spot height

2 x sycamore are self sown from parent trees in the area. These will grow to proportions incompatible with the scale of the site and should have been removed when seedlings. Remove.

All excavations to be lined with a DPCM to prevent leaching of chemicals into rooting area