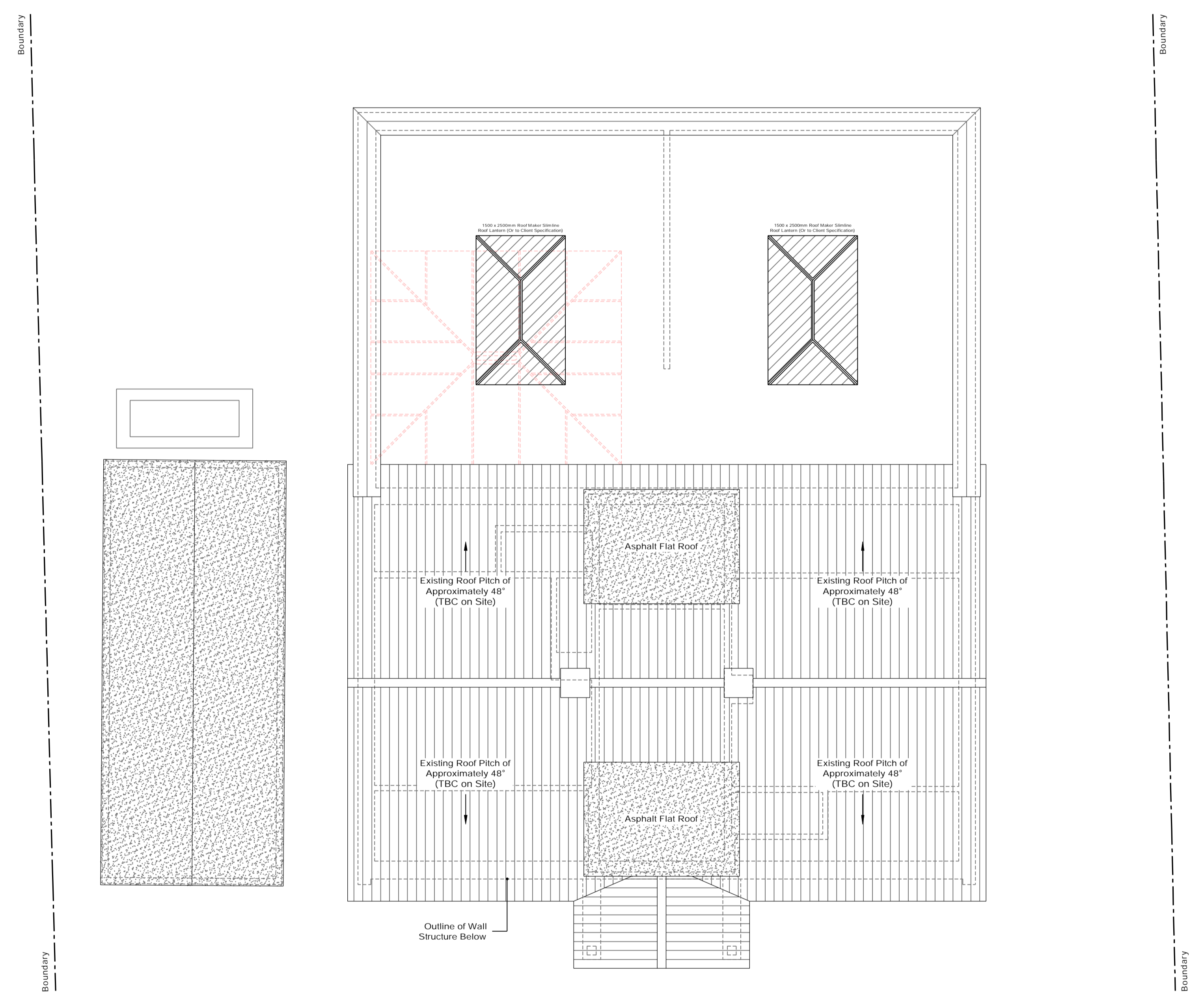


Important Notes
 Do not scale from this drawing.
 Contractors are to ensure that all works under their responsibility are constructed and manufactured to comply with all relevant national and / or local authority statutory requirements and in accordance with local building control and codes of practice.
 This drawing is to be read in conjunction with all other relevant drawings, specifications, schedules and so forth, prepared by Inven Design Studio Ltd via Inven Architecture & Design and others relating to the project or projects for which this drawing has been prepared.
 All drawings and documents produced by Inven Design Studio Limited are solely to be used for the purposes in which they have been created, and are only for the named client(s) on this drawing. Whilst your nominated building contractor may choose to utilise the information produced within this drawing, accompanying drawings and documents for estimation or quotation purposes, do so at their own risk - Inven Design Studio Limited will, at no point whatsoever be held liable for discrepancies found within a build phase of this project. Inven Design Studio Limited insists that you as the client procure and engage with competent persons for any works which follow on from this design contract.
 Contractors and Sub-Contractors shall verify all illustrated dimensions and familiarise themselves with existing site conditions and project requirements by way of a complete site attendance, prior to submitting an estimate or proposal for the works. Inven Design Studio Limited is not responsible for any information which is supplied by a third party which the named client(s) choose to engage with, either during a working contract or after it has been fulfilled. This includes, but is not limited to, L.A. Structural Engineer, Building Contractors, Topographical Surveyors, Tree Surveyors and Planning Consultants. Where a discrepancy is found with any drawings, or documents, these must be reported to Inven Design Studio Limited via Inven Architecture & Design before any materials are ordered or works are undertaken.
 © This drawing is copyright and must not be reproduced without the permission of Inven Design Studio Limited via Inven Architecture & Design.

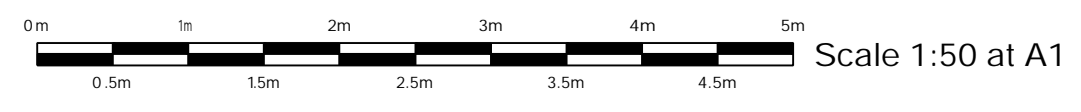
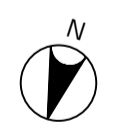
Wall Legend		Studwork	
	Existing		Studwork
	Brickwork		Insulated Studwork
	Blockwork		Removed

Elevation Legend			
	Brickwork		Render
	Roof Tiles		Asphalt
	Vertical Cladding		Clear Glazing
	Horizontal Cladding		Obscure Glazing



8.1 Proposed Roof Covering Plan
 Scale 1:50

General Notes
 - Furniture Layout is Diagrammatic only
 - Dimensions are in millimetres unless otherwise stated, and are to block or studwork faces



Revision	Date	By	Description
A	24.10.2023	LS	Updated to suit Client comments as per email correspondence on 23.10.2023

INVENT
 ARCHITECTURE & DESIGN
 T: 01206 575 159 | M: [Redacted]
 W: www.inventarchitecture.co.uk
 E: info@inventarchitecture.co.uk
 East Bridge House | East Street | Colchester | CO1 2TX

Client
Mr. Chet Fleck

Project
Romanie, Stones Green, Great Oakley, Harwich, Essex. CO12 5BS

Drawing Title
Proposed Roof Covering Plan

Stage
Planning Application

Scale
1:50 at A1

Date
20.10.2023

Drawing Number
A - 10 8

Revision
A

Project Number
21-4 0 5

Drawn By
 LS

Checked By
 LS