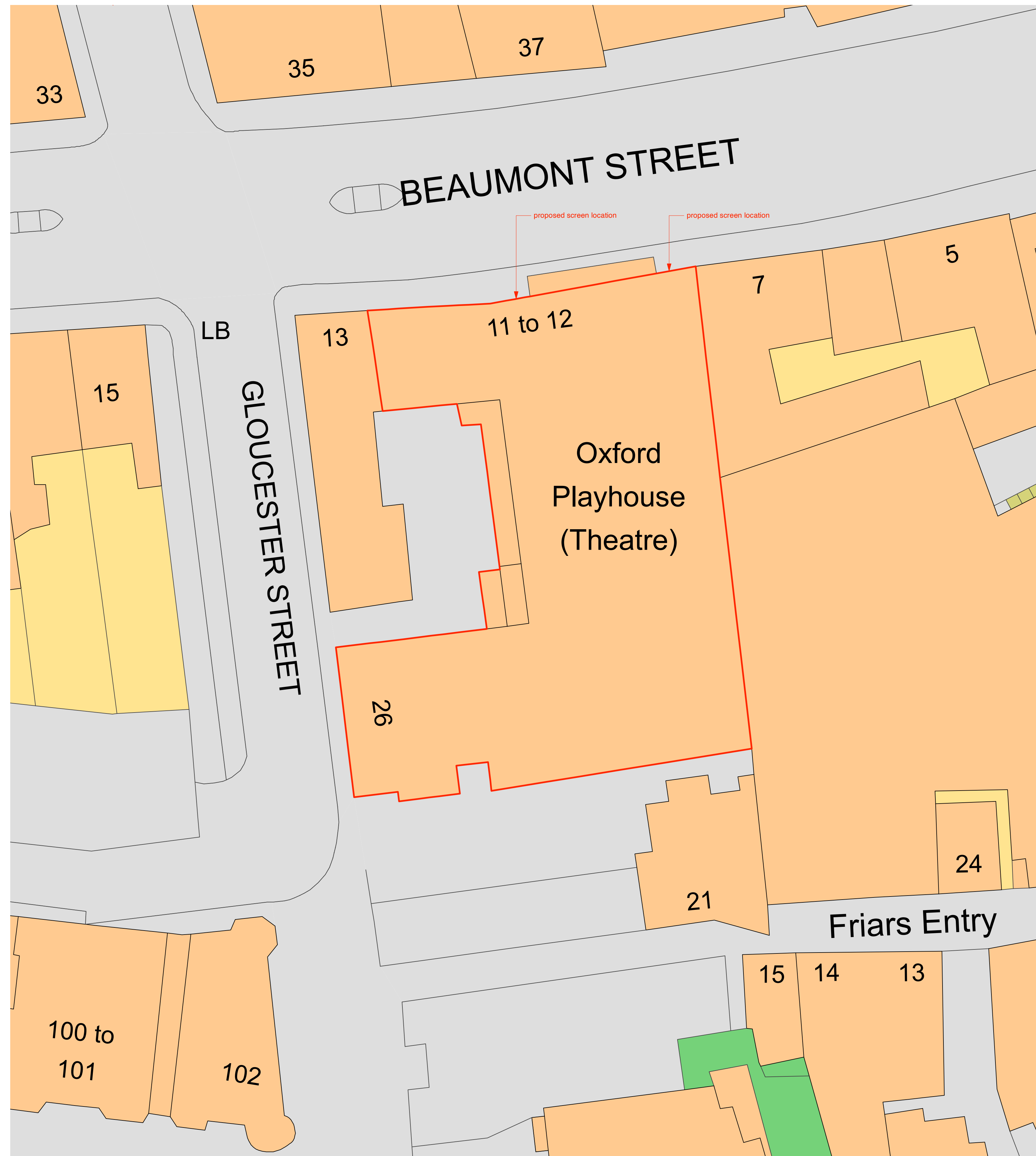



01 - Location Plan - Scale @ 1:1250

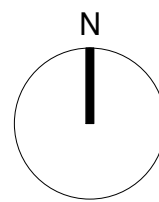


02 - Block Plan - Scale @ 1:200



James Wyman Architects

Studio  
14 Charlbury Rd  
Oxford OX2 6UT  
+44 (0)7815 707 046  
info@jameswyman.co.uk  
www.jameswyman.co.uk



<b>PROJECT</b>	Oxford Playhouse
<b>DRAWING</b>	Location Plan & Block Plan
<b>SCALE</b>	1:1250 & 1:200
<b>SIZE</b>	A1
<b>STATUS</b>	Planning
<b>NUMBER</b>	0091-A-01-001-B

**REVISION**  
A: 2023.07.04\_issued to Oxford Playhouse  
B: 2023.10.30\_issued to Oxford Playhouse

**GENERAL NOTES**  
1. This drawing is to be read in conjunction with all relevant engineer's and specialist's drawings and specifications. Any discrepancies discovered between drawings are to be reported to the CA immediately.  
2. Health & Safety - All specific drawing notes are to be read in conjunction with the project Health & Safety documentation  
3. Do not scale from this drawing in either paper or digital form. Use written dimensions only. All dimensions are in millimetres. To check the drawing has been printed at the intended scale this bar should be 50mm long at A1 and 25mm long at A3.

