





Symbol & Abbreviation Key

SANITARY (INDICATIVE ONLY)

-  WC
-  BIDET
-  URINAL
-  WASH HAND BASIN
-  SINK
-  SLUICE
-  SINK & DRAINER
-  SHOWER TRAY
-  BATH

ANNOTATION

- ah 1.99 ARCH HEIGHT
- spr 1.78 SPRINGER HEIGHT
- bh 2.43 BEAM HEIGHT TO UNDERSIDE
- us 2.43 UNDERSIDE
- dh 1.99 DOOR HEIGHT
- f-c 1.55 FLOOR TO CILL HEIGHT
- c-h 0.89 CILL TO HEAD HEIGHT
-  CEILING HEIGHT
-  HIGHEST / LOWEST POINT OF SLOPING CEILING
-  SUSPENDED CEILING HEIGHT

OTHER ABBREVIATIONS

- a/c AIR CONDITIONING UNIT
- bl BOILER
- ck COOKER
- cbd CUPBOARD
- elec ELECTRICS
- fb FLOOR BOARDS (SYMBOL INDICATES BOARD DIRECTION)
- fp FIREPLACE
- pr PIPE RISER
- rad RADIATOR
- rl ROOF LIGHT
- rsd ROLLER SHUTTER DOOR
- tk TANK

General.

This survey has been prepared with a scaling accuracy for a plot at a scale of 1:100.

All critical measurements should be checked on site prior to design. No liability will be taken for this plan if passed onto 3rd parties. Trees and other survey data may be omitted due to dense vegetation. Some services may have been omitted due to parked vehicles and vegetation. Please note the drainage information has been ascertained by visual inspection from the surface and therefore values are estimated.

The surveyor will not be responsible for omission of details obscured during site survey. RICS professional guidance 3rd edition rule 1.19 applies to this survey.

Notes.

Local level datum

Rev	Details of Revision	Drawn	Date

Surveyed	Drawn	Date	Checked	Date	Approved	Date
JMW	JMW	01/09/23	SH	01/09/23	ET	01/09/23

**LANDMARK SURVEYS & DEVELOPMENTS**  
 surveyors@lsdsurveys.co.uk  
 lsdsurveys.co.uk @lsdsurveys  
 01788 333846 - 07515 172352

Client:  
 BEN PASRONS DESIGN LIMITED  
 15 MOOR HALL DRIVE  
 SUTTON COLDFIELD  
 B75 6LP

Title:  
**MEASURED BUILDING**  
 52 BEECHWOOD PARK ROAD  
 SOLIHULL  
 B91 1ES

Dwg No. 23313 Sheet 1 of 1

Scale: 1:100 A1 Sheet Rev. -

