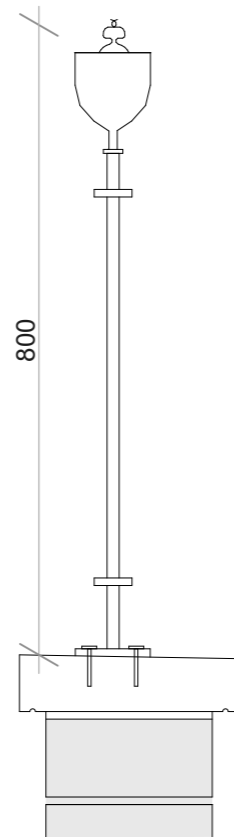


1:50 Proposed Elevation

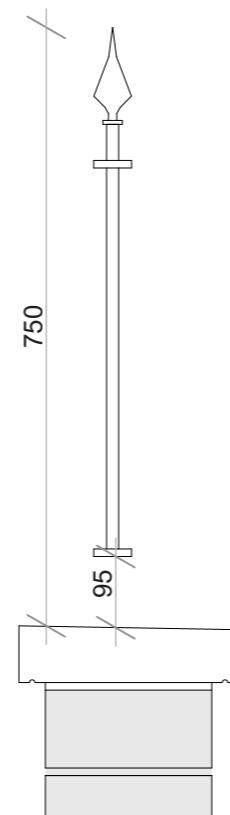
Specification

- Heavy wrought iron railings and gate.
- Slightly textured paint surface to resemble antique ironwork. Galvanised, etch primer beneath gloss black hand-painted surface.
- 20mm square vertical bars
- 40mm square standards
- Feature standard heads / finials
- Arrow style rail heads / finials (MN193 or similar)
- Rail / standard verticals punched through top rails.
- 40mm x 12mm top and bottom rails
- Spacing less than 99mm
- Backstays used if required behind standards (assumed not needed)
- Gate to open outwards
- Hot forged scrollwork, rivets and collars within construction

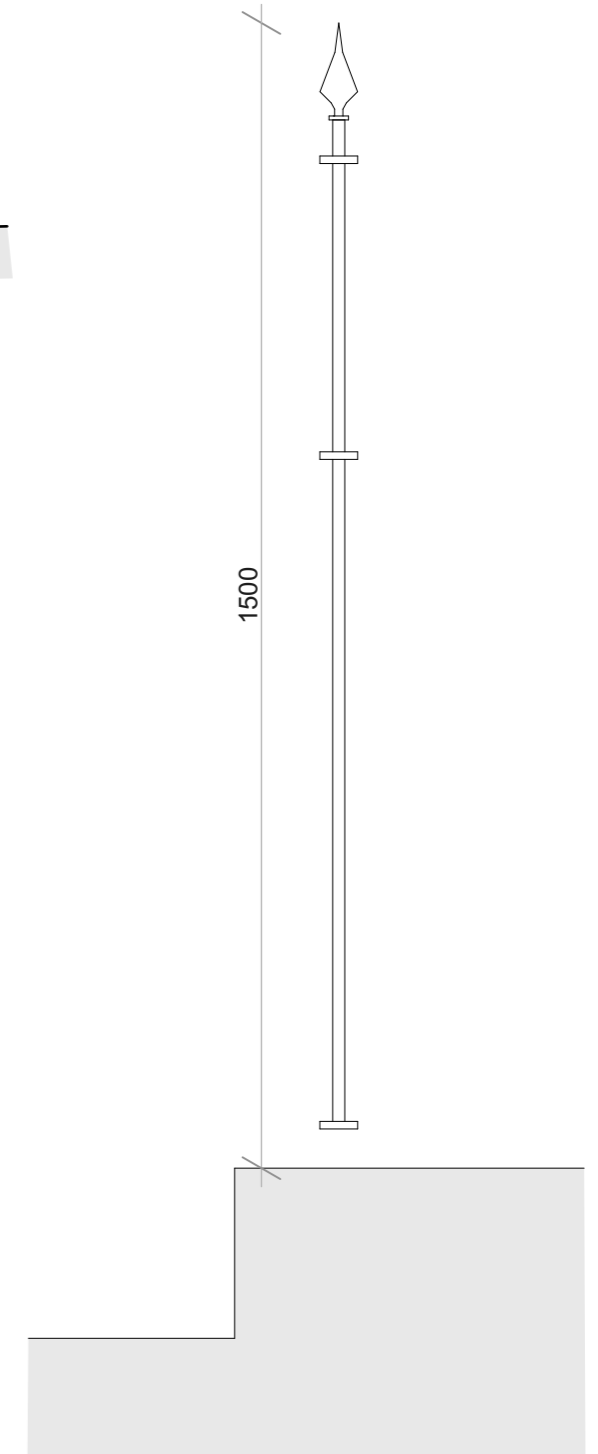
www.titanforgewroughtiron.co.uk or similar metalworker



1:10 Detail A (Standard)



1:10 Detail C (Rail)



1:10 Detail B (Gate)



Cameron Bosque Brookes Architects
 Cambridge | Huntingdon | Whittlesey
 07548 658 571 | 01480 301 554
 info@cbb-architects.co.uk
 www.cbb-architects.co.uk

Status Planning	Client Name Alun and Rose George	Project Address 41 Mill Street, Isleham, Ely, CB7 5RY
---------------------------	--	--

Title Railing Details	Scale 1:50 / 1:10@A3	Date 11.11.2023
Drawing Number 20089F-9000	Revision /	

Rev	Date	Drawn by	Description
/	11.11.23	GC	Planning

1:50 Scale Bar



General Notes

Do not scale from this drawing, apart from Town Planning purposes. Work to figure dimensions only. This drawing is the property of Cameron Bosque Architects Limited and copyright is reserved by them. This drawing is issued on the basis that it is not copied, used or disclosed by or to any unauthorised person without the prior written consent of Cameron Bosque Architects Limited. The drawing representative of the building or site and intended works. Contractors should carry out their own independent site surveys to confirm dimensions.